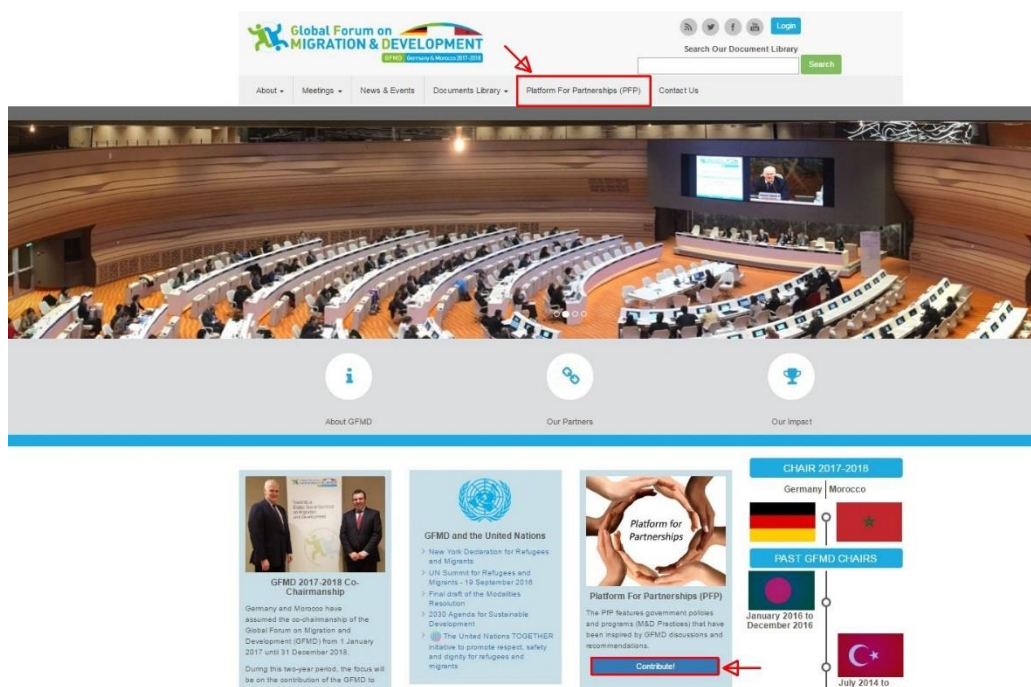


HOW TO POST A POLICY OR PRACTICE ON THE GFMD POLICY AND PRACTICE DATABASE (PPD)

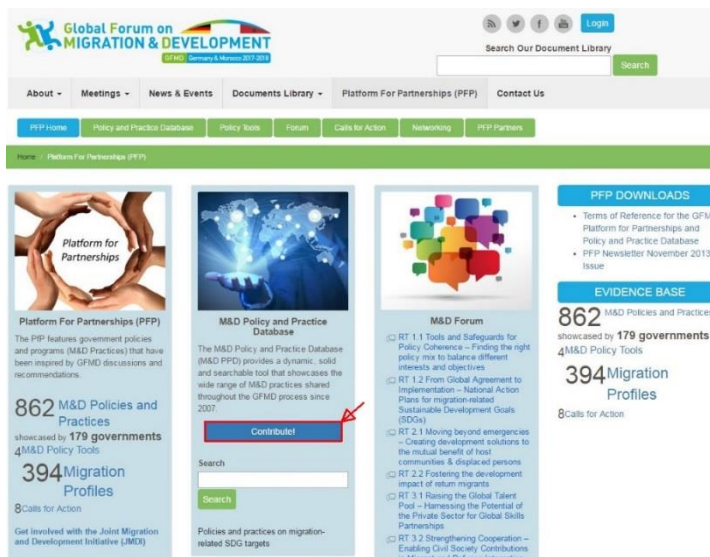
The Migration and Development (M&D) Policy and Practice Database (PPD) is a component of the GFMD Platform for Partnerships (Pfp) that is integral to the GFMD web portal (www.gfmd.org).



The screenshot shows the GFMD website interface. At the top, there is a navigation menu with 'Platform For Partnerships (PFP)' highlighted. Below the menu is a large image of a conference hall. Underneath, there are three circular icons: 'About GFMD', 'Our Partners', and 'Our Impact'. Further down, there are several content blocks. One block titled 'GFMD 2017-2018 Co-Chairmanship' has a 'Contribute' button highlighted with a red arrow. Another block titled 'Platform for Partnerships (PFP)' also has a 'Contribute' button highlighted with a red arrow. To the right, there is a 'CHAIR 2017-2018' section with flags for Germany and Morocco, and a 'PAST GFMD CHAIRS' section with a timeline.

To post relevant M&D policy or practice, please follow the steps outlined below.

Step 1 – Click either of the two links indicated by arrows above to go to the [Pfp web page](#). See screenshot below.



The screenshot shows the 'Platform for Partnerships (PFP)' page. The page has a green header with the GFMD logo and navigation tabs: 'Home', 'Platform For Partnerships (PFP)', 'Policy and Practice Database', 'Policy Tools', 'Forum', 'Calls for Action', 'Networking', and 'PFP Partners'. Below the header, there are three main content blocks. The first block is 'Platform for Partnerships (PFP)' with a 'Contribute' button highlighted by a red arrow. The second block is 'M&D Policy and Practice Database' with a 'Contribute' button highlighted by a red arrow. The third block is 'M&D Forum' with a list of topics. To the right, there are two sections: 'PFP DOWNLOADS' and 'EVIDENCE BASE'.

GUIDE TO POST PRACTICES ON THE PPD

Step 2 - Click on the icon “[Contribute](#)” (in red box above) to go to the M&D Policy and Practice submission form. See screenshot on the right.

Step 3 Enter the requested data. There are 9 fields in total (see sections marked in red).

To briefly explain each field:

- A. Indicate the *title* of the policy or practice being submitted.
- B. The *summary* should answer the following question: Who is promoting this policy/practice, what is the policy, practice and where it is being implemented.
- C. Include the *country(ies)* or region(s) that are implementing the policy/practice. Type “Global” if it is a worldwide initiative
- D. Include the *partner(s)* if the policy is implemented with the support of, or by other organizations (UN and related, NGO’s and civil society, private sector)
- E. *GCM Thematic Cluster area(s)*¹: the submitted practices may cover a wide range of government practices falling within GCM Thematic Cluster themes. Please limit the choice to the most relevant area.
- F. *2030 Agenda migration-relevant and related target*: the practices may also refer to a relevant 2030 Agenda target.
- G. One practice can fall under more than one category; hence, *tags* or links to specific subthemes can be added. These can help the user to narrow his/her search and so you can add as many as are applicable.
- H. Include the *source* of the policy/practice in the next field, for example: GFMD 2018 – Roundtable Session 1.1. In the event of a policy/practice has been named in more than one source, please include all of them.
- I. *Relevant link(s)*: If the policy/practice has a website and/or any publication directly related to it, please include it here.
- J. You can insert here either a *logo* of the policy/programme/organization, the flag of the country or any other illustration. Click on “Choose File” and then “Upload”.


The screenshot shows the 'M & D Policy and Practice Information' form. At the top, there is a navigation menu with links for Home, About, Meetings, News & Events, Documents Library, Platform For Partnerships (PFP), and Contact Us. Below this is a secondary menu with links for PFP Home, Policy and Practice Database, Policy Tools, Forum, Calls for Action, Networking, and PFP Partners. The form itself is titled 'M & D Policy and Practice Information' and contains the following fields:

- A.** Title *
- B.** Summary * (Indicate Who is promoting the policy/practice, What is the policy, practice and Where it is being implemented)
- C.** Country(ies) * (Indicate which country/ies (or region) is/are submitting the policy/practice)
- D.** Partner(s) (Indicate if the policy/practice is implemented with the support of other organizations)
- E.** GCM Thematic Cluster Areas (List: Human rights of all migrants, Addressing drivers of migration, International cooperation and governance of migration, Contributions of migrants and diasporas)
- F.** 2030 Agenda migration-relevant and related target (List: Subgoal 10.7 on safe, orderly and regular migration, Subgoal 10.c on the reduction of remittances costs, Subgoal 16.6 on the creation of legal identity (thus ending statelessness), Subgoal 17.16 on migration-disaggregated data-collection)
- G.** Tag(s) (List: Addressing irregular migration, Addressing Push Factors of Migration, Brain drain and brain gain, Capacity Building)
- H.** GFMD Source
- I.** Relevant link(s)
- J.** Logo/Image (optional) (Files must be less than 2 MB)

¹ In 2017, the PPD was reclassified according to the GCM thematic clusters and migration-related targets in the 2030 Agenda.

GUIDE TO POST PRACTICES ON THE PPD

Step 4 – Once all the data have been entered, please insert your contact information details.

Step 5 – Enter the captcha code and click on . You will receive a notification email confirming your form submission.

Important:

In keeping with the state-led character of the GFMD process, we would like to ensure that only submissions of GFMD Focal Points are posted on the PPD, and that the prescribed format is correctly followed. Thus, upon completion of the 5 steps indicate above, the GFMD Support Unit will review before posting the policy/practice online.

Do you need to make a correction / update after your submission? Or

Do you require any information or assistance in uploading your PPD entry?

Please write to pfp@gfmd.org or call GFMD Support Unit at +41 (0)22 788 49 46 or +41 (0)22 788 49 47.

Thank you for your contribution to the evidence base of the GFMD process!!!