

MTM i-Map
Migration and Development Layer

GHANA

Latest update of contents: November 2011

This profile is based exclusively on desk research.

The profile provides data from official national sources to the extent possible, complemented by data of international organisations and research projects in case national data was not available.

Data may deviate according to source due to differences in data collection methods and in definitions applied.

Table of Content

1	GHANA AT A GLANCE	3
2	THE MIGRATION SITUATION	5
2.1	EMIGRATION MOVEMENTS	5
2.2	IMMIGRATION MOVEMENTS (INCLUDING 'RETURN' MIGRATION)	8
3	TRANSNATIONAL LIFE OF MIGRANTS	16
3.1	NATIONAL LEGISLATION AND POLICY FRAMEWORK ON THE TRANSNATIONAL LIFE OF MIGRANTS	16
3.2	INVOLVMENT OF MIGRANT ORGANISATIONS IN THEIR COUNTRY OF ORIGIN	16
4	FINANCIAL REMITTANCES TRANSFERS AND MIGRANTS' INVESTMENTS	18
4.1	NATIONAL LEGISLATION ON ECONOMIC INCENTIVES FOR MIGRANTS	18
4.2	FINANCIAL REMITTANCES DATA: INFLOWS, CHARACTERISTICS AND IMPACT	18
4.3	MIGRANT FINANCIAL REMITTANCES MARKETPLACE: CHANNELS AND COSTS	23
4.4	COLLECTIVE FINANCIAL REMITTANCES AND DONATIONS	28
4.5	MIGRANT CAPITAL INVESTMENTS AND ENTREPRENEURSHIP	29
5	'RETURN' MIGRATION AND REINTEGRATION	31
5	'RETURN' MIGRATION AND REINTEGRATION	31
5.1	NATIONAL PROGRAMMES ON 'RETURN' MIGRATION AND REINTEGRATION	31
5.2	IMPACT OF 'RETURN' MIGRATION	31
6	MIGRATION AND DEVELOPMENT: ACTORS AND INITIATIVES	32
6.1	LINKAGES BETWEEN MIGRATION AND DEVELOPMENT IN NATIONAL POLICIES	32
6.2	RELEVANT BILATERAL AGREEMENTS AND OTHER FRAMEWORKS OF COOPERATION	33
6.3	DESCRIPTION OF MOST RELEVANT NATIONAL MIGRATION AND DEVELOPMENT ACTORS	35
6.4	INITIATIVES RELATED TO THE TRANSNATIONAL LIFE OF MIGRANTS	37
6.5	INITIATIVES RELATED TO FINANCIAL REMITTANCES INFLOWS AND MIGRANTS' INVESTMENTS	39
6.6	INITIATIVES RELATED TO 'RETURN' MIGRATION AND REINTEGRATION	40
7	DATA COLLECTION SYSTEMS	42
7.1	DATA ON MIGRATION (INCLUDING 'RETURN' MIGRATION)	42
7.2	DATA ON FINANCIAL REMITTANCES INFLOWS	43

1 GHANA AT A GLANCE

Topic	Indicator	Data	Source
Population	Total (projection for 2009)	23.42 million	Ghana Statistical Service (EN) Ghana at a Glance (EN), for forecasts please refer to UNDESA (EN)
	Growth rate (1984-2000)	2.7 % per annum	Ghana Statistical Service (EN) Key Social, Economic and Demographic Indicators (EN)
	Female (of total)	50%	Ghana Statistical Service (EN) Countrystat Ghana Database (EN)
	Birth rate (per 1000)	n/a	n/a
	Fertility rate (births per woman) (estimates, 2005 – 2010)	4.3	UNDP (EN, FR) HDR 2009 (AR, EN, FR)
	Mortality rate (per 1000)	n/a	n/a
	Life expectancy at birth (years) (2007)	Female: 57.4 Male: 55.6	UNDP (EN, FR) HDR 2009 (AR, EN, FR)
	Under 15 years (of total) (2000)	41.3%	Ghana Statistical Service (EN) Key Social, Economic and Demographic Indicators (EN)
	15-64 years (of total) (2000)	53.4%	Ghana Statistical Service (EN) Key Social, Economic and Demographic Indicators (EN)
	65 years and over (of total) (2000)	5.3%	Ghana Statistical Service (EN) Key Social, Economic and Demographic Indicators (EN)
Economy	GDP * (estimates for 2010)	GHS 24,187.3 million*	Ghana Statistical Service (EN) Revised Gross Domestic Product 2010 (May 2011) (EN)
	GDP per capita	GHS 1,908**	Ghana Statistical Service (EN) Revised Gross Domestic Product 2010 (May 2011) (EN)
	GDP growth rate (based on estimates for 2009 and 2010)	7.7%	Ghana Statistical Service (EN) Revised Gross Domestic Product 2010 (May 2011) (EN)
	Public debt (of GDP) (2010)	GHS 17.2 billion***	Ghana Government Official Portal (EN)
	Inflation rate (annual average 2009)	19.29%	Ghana Statistical Service (EN) Ghana at a Glance (EN)
	Unemployment rate (2000)	11.2%	Ghana Statistical Service (EN) Key Social, Economic and Demographic Indicators (EN)
	Main import countries	UK, China, USA,	Ghana Statistical Service (EN) Ghana

	(2007)	Germany, France	in Figures 2008 (EN)
	Main export countries	South Africa, EU (27), India, Malaysia, USA	WTO (EN, FR) Trade Profile (EN, FR)
Migration	Net migration rate (estimates 2010 – 2015)	-0.2 migrants/ 1,000 population	IOM Ghana (EN)
	Emigration rate of tertiary educated	46.9%	World Bank (AR, EN, FR), Migration and Remittances Factbook (EN)
	Internal migration rate (1990-2005)	17.8%	UNDP (EN, FR) HDR 2009 (AR, EN, FR)
	Immigrants (of total population) (2005)	7.6%	UNDP (EN, FR) HDR 2009 (AR, EN, FR)
Development	Human Development Index (HDI) Rank (2010)	130 out of 169	UNDP (EN, FR) HDR 2010 (AR, EN, FR)
	Gender-related Development Index (GDI) Rank (2007)	126 out of 182	UNDP (EN, FR) HDR 2009 (AR, EN, FR)
	Human Poverty Index (HPI) Rank (2009)	89 out of 135	UNDP (EN, FR) HDR 2009 (AR, EN, FR)
	GINI Coefficient (Income) (2000 – 2010)	42.8%	UNDP (EN, FR) HDR 2010 (AR, EN, FR)
	Literacy rate (adults) (2008)	51%	Ghana Statistical Service (EN) Ghana Living Standards Survey 2008 (EN)
	Population living below USD 1.25/day (2000 – 2007)	30%	UNDP (EN, FR) HDR 2010 (AR, EN, FR)
	Official Development Assistance (ODA) Received (Total) (2009)	USD 820.52 millions****	Organisation for Economic Co-Operation and Development (OECD) (EN, FR)
	ODA Development Assistance Committee Countries (2009)	USD 301 220.91 *****	OECD (EN, FR)
	ODA multilateral agencies (2009)	USD 756.05 millions*****	OECD (EN, FR)
ODA (Main donors, DAC countries) (2009)	US, UK, Japan, France, Germany	OECD (EN, FR)	
* EUR 12,666.8 million **EUR 999.21 *** EUR 9 billion **** EUR 427.8 million ***** EUR 157,049.48 *****EUR 394. 2 million			
N.B: Currencies were converted according to EC exchange rates (EN, FR) of December of the year in which the data was collected			

2 THE MIGRATION SITUATION

Official data on migration flows to and from Ghana is limited, according to the [University of Ghana](#) (EN) [Centre for Migration Studies](#) (EN) publication 'Legal and Institutional Dimensions of Migration in Ghana (2010)'. Hence, the MTM i-Map migration profile on Migration and Development (M&D) will revert to estimates and international data where no national data could be collected.

2.1 EMIGRATION MOVEMENTS

2.1.1 The Extent of Emigration Movements

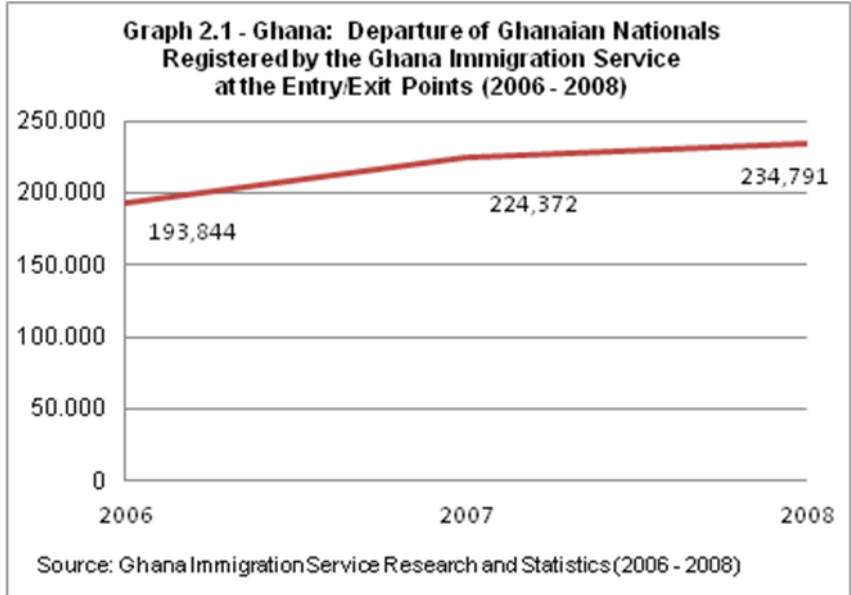
Stock of Emigrants Abroad

Estimates of the Ghanaian emigrant population range from 1.5 million to 3 million, according to the [IOM](#) (EN, FR) publication [Migration in Ghana: A Country Profile 2009](#) (EN).

Emigration Flows

No data on emigration flows could be collected at this stage.

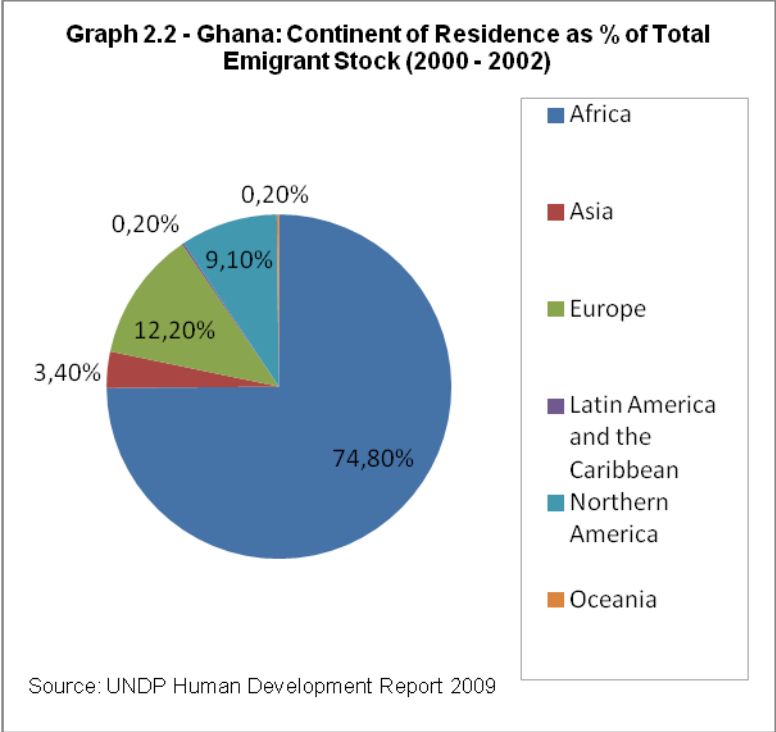
The [Ghana Immigration Service \(GIS\)](#) (EN) collects data on the number of Ghanaian nationals who have



been registered upon exiting the country. This data, which is published in the annual publications [Research and Statistics](#) (EN), does, however, not indicate for which purpose (e.g. migration, tourism, business) the registered persons left the country (graph 2.1).

2.1.2 Main Countries of Destination

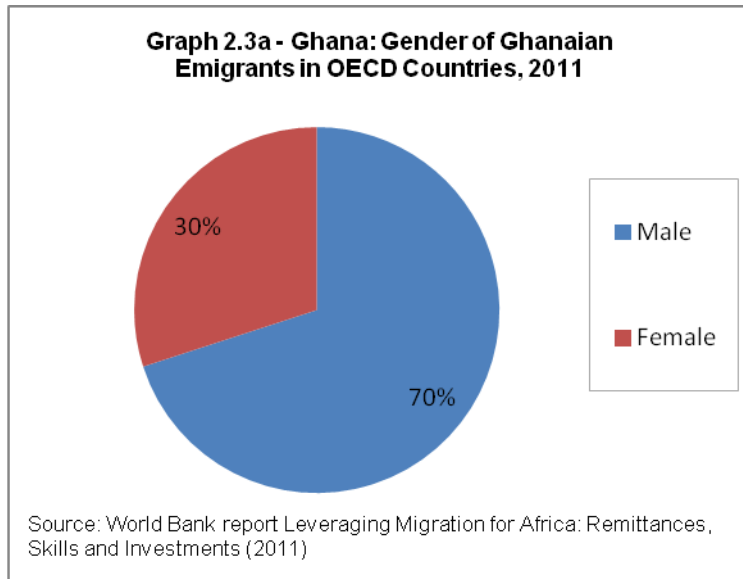
According to data provided in the UNDP (EN, FR) Human Development Report (HDR) (2009) (AR, EN, FR), the vast majority of Ghanaian emigrants resides in African countries (graph 2.2).



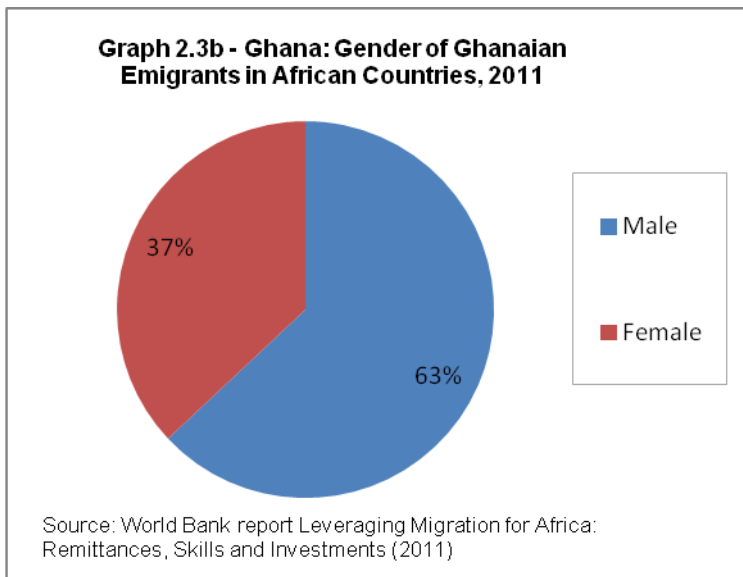
The data presented in the HDR report 2009 is based on Population and Housing Census data of destination countries that have been consolidated in the [Global Migrant Origin Database](#) (EN) by the [Development Research Centre on Migration, Globalisation and Poverty](#) (EN) of the [University of Sussex](#) (EN). The full dataset is downloadable in excel format [here](#) (EN).

2.1.3 Characteristics of Emigrant Population

Gender



The majority of Ghanaian emigrants is male, as illustrated by data presented in the [World Bank \(AR, EN, FR\)](#) report [Leveraging Migration for Africa: Remittances, Skills and Investments \(EN\)](#) (graphs 2.3a and 2.3b).



Age

Ghanaian emigrants in OECD countries	37 years
Ghanaian emigrants in African countries	35 years
<i>Source: World Bank (AR, EN, FR) report Leveraging Migration for Africa: Remittances, Skills and Investments (EN)</i>	

Level of Education

The emigration rate of tertiary-educated is 46.9%, according to the [World Bank \(\[AR\]\(#\), \[EN\]\(#\), \[FR\]\(#\)\) \[Migration an Remittances Factbook \\(2011\\)\]\(#\)](#) (EN). More detailed data on the level of education could not be collected at this stage.

Business Area/Sector of Activity/Professional Position

According to the [IOM \(\[EN\]\(#\), \[FR\]\(#\)\) country profile \[Migration in Ghana \\(2009\\)\]\(#\)](#) (EN), medical professions are particularly affected by emigration. However, according to the [Centre for Migration Studies](#) (EN) of the [University of Ghana](#) (EN) publication ‘Migration and Mobility in Ghana’, the number of health workers who left the country decreased from 117 in 2003 to 40 in 2004, notably due to improved working conditions that were established by the Ghanaian government.

Detailed information on emigration among health professionals can be accessed in the publication [Key Determinants of Migration among Health Professionals in Ghana \(2010\)](#) (EN), published by the [Development Research Centre on Migration, Globalisation and Poverty](#) (EN).

Ghana is part of the EC-funded [Migration between Africa and Europe \(MAFE\)](#) (EN) project, which ‘aims at filling a gap in data availability on African international migration’. The MAFE working papers (forthcoming) will provide additional information on Ghanaian emigration.

2.2 IMMIGRATION MOVEMENTS (INCLUDING ‘RETURN’ MIGRATION)

2.2.1 The Extent of Immigration Movements

Stock of Immigrants

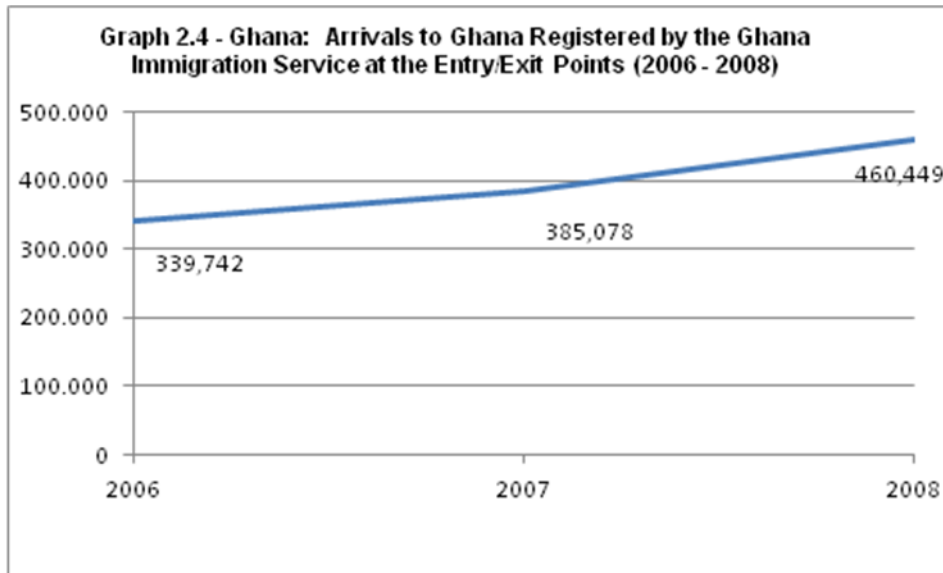
Table 2.2 provides UN estimates based on previous census rounds as results of the [2010 census](#) (EN) are not yet available.

Table 2.2 – Ghana: Estimates on the Number of Immigrants, 2006

Number of immigrants	1,851,814
----------------------	-----------

Source: [UNDESA](#) (EN). For further information on data sources and methodology applied please click [here](#) (EN).

Immigration Flows

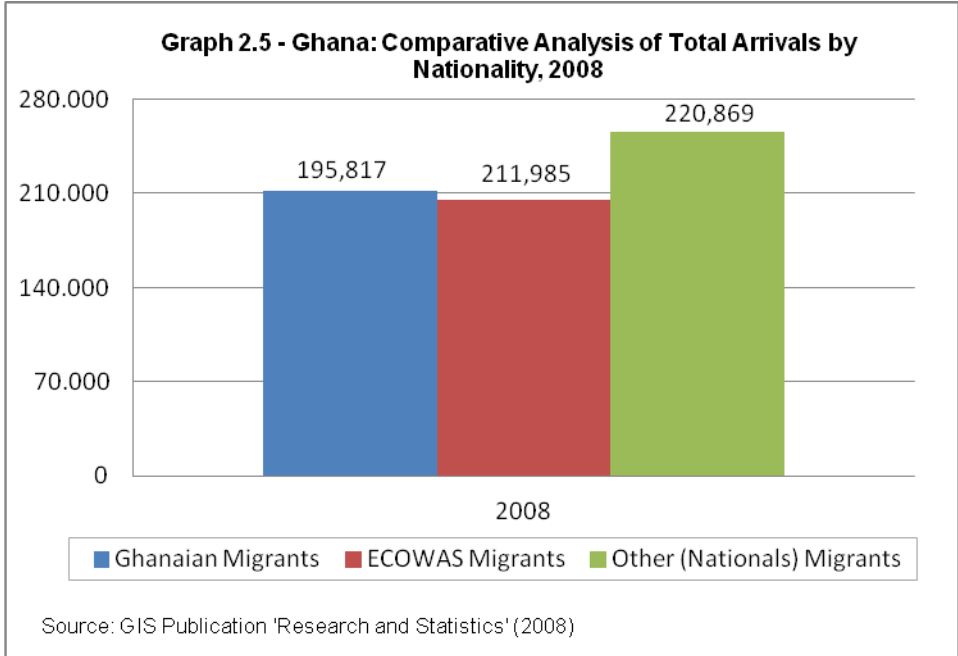


No data on immigration flows could be collected at this stage.

Graph 2.4 displays data on arrivals of foreign nationals to Ghana from 2006-2008.

2.2.2 Main Countries of Origin

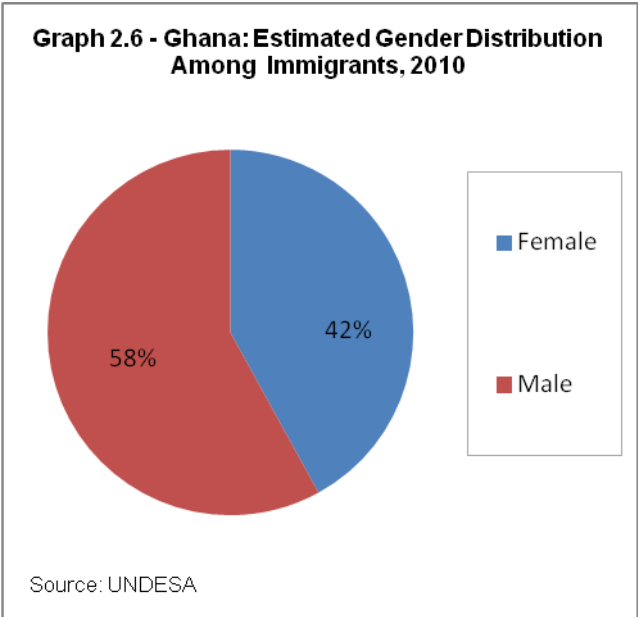
Graph 2.5 displays a breakdown of arrivals in 2008 by nationality (Ghanaians, nationals of ECOWAS Member States, and other nationals), based on data provided by the [GIS](#) (EN) in its annual publications [Research and Statistics](#) (EN). Please note that this data set does not indicate for which purpose (e.g. migration, tourism, business) the registered persons entered the country.



2.2.3 Characteristics of Immigrant Population

Gender

Graph 2.6 displays [UNDESA](#) (EN) estimates on the gender distribution among immigrants, based on census data.

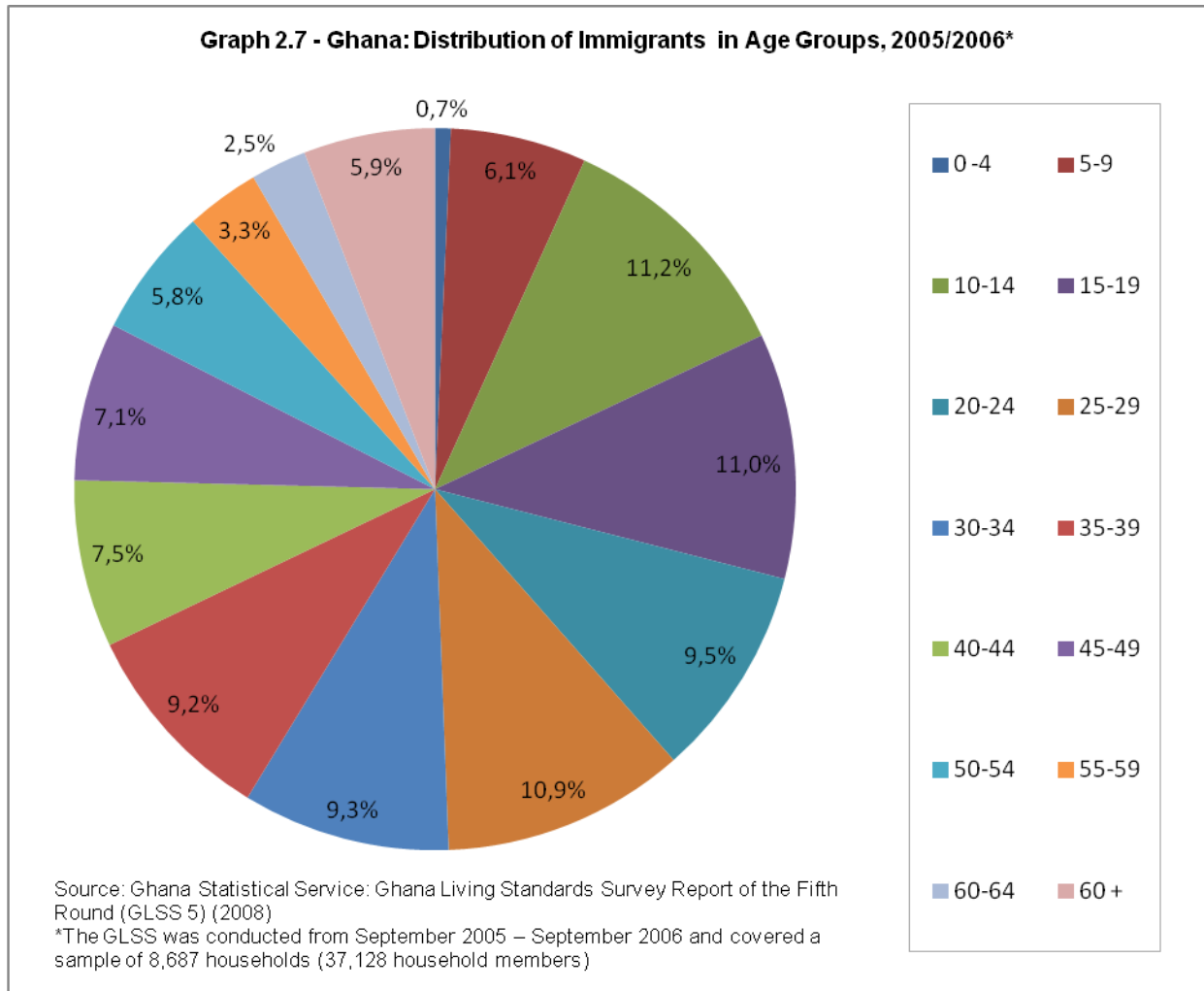


Country Profile **Ghana**

Interactive Map on Migration in Africa, the Middle-East and the Mediterranean Region (MTM i-Map)

Age

Graph 2.7 displays data on the distribution of immigrants in age groups, quoted from the [Ghana Living Standards Survey \(GLSS\) Report of the Fifth Round \(September 2008\)](#) (EN).

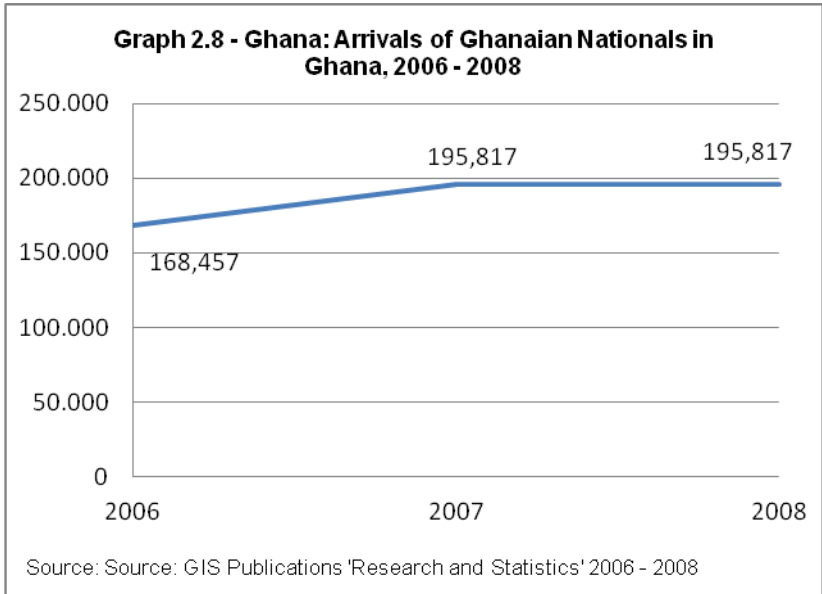


Level of Education/Business Area/Sector of Activity/Professional Position

No data could be collected at this stage.

2.2.4 Main Countries of Origin of 'Return' Migrants

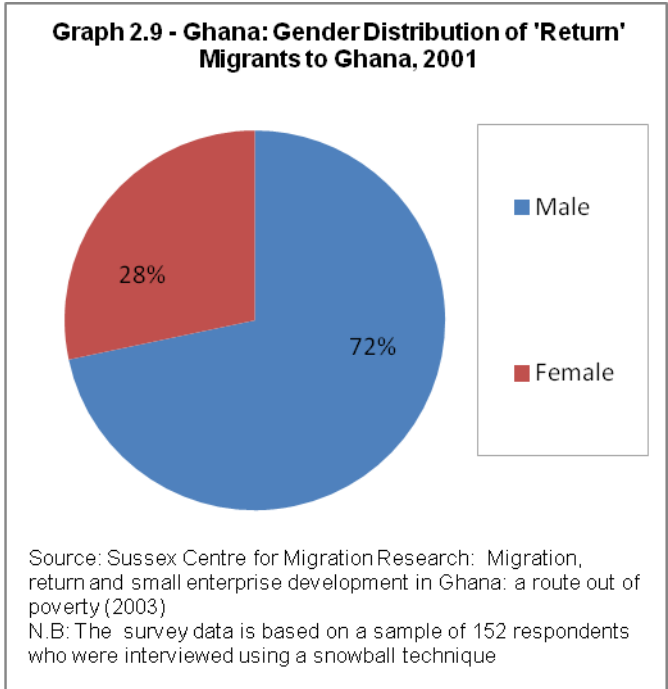
No data on main countries of origin of 'return' migrants could be collected at this stage.



Data on the arrivals of Ghanaian nationals registered by the [GIS](#) (EN) in 2006, 2007 and 2008 is provided in the [GIS](#) annual publications [Research and Statistics](#) (graph 2.8). This dataset, however, does not specify whether the registered persons arrive from touristic or business travel or whether they are 'return' migrants.

Furthermore, data on the countries from which Ghanaian emigrants returned in the

framework Assisted voluntary Return and Reintegration Programmes (AVRRP) is available in the [IOM](#) (EN, FR) publication [Migration in Ghana: A Country Profile 2009](#) (EN). Among the target groups for such programmes are rejected asylum seekers and irregular migrants in the destination countries.

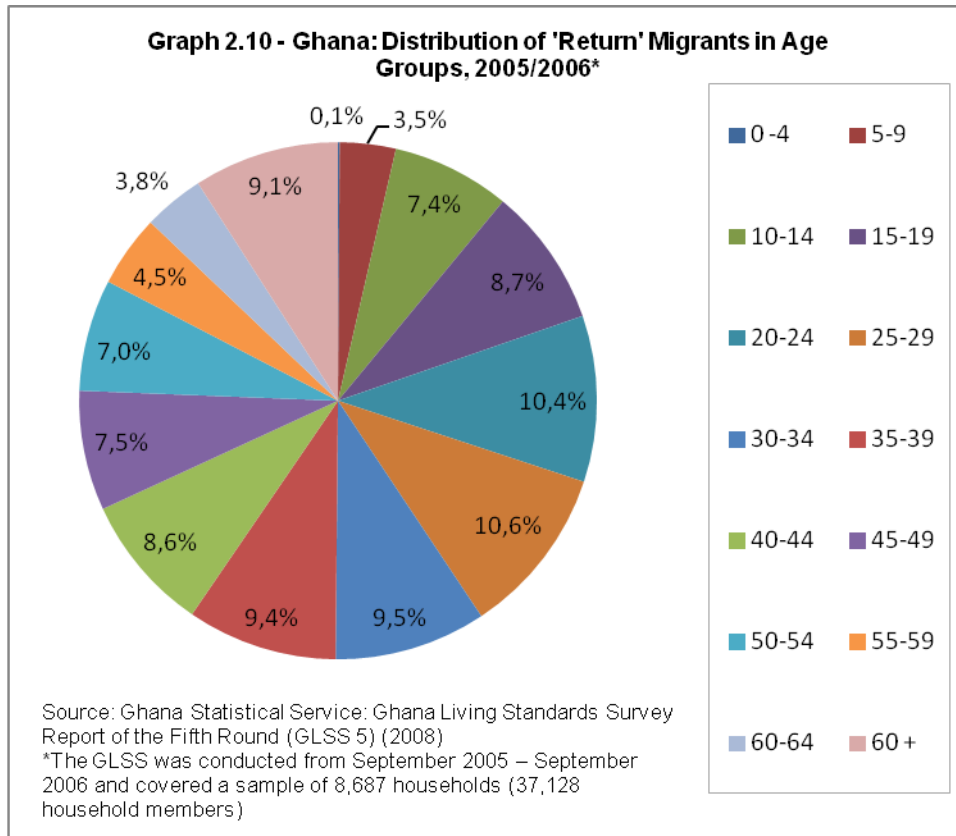


2.2.5 Characteristics of 'Return' Migrants to Ghana

Gender

Graph 2.9 shows that in 2001 almost three-quarter of 'return' migrants to Ghana were male. This data is based on the results of a survey published in the [Sussex Centre for Migration Research](#) (EN) report [Migration, return and small enterprise development in Ghana: a route out of poverty \(2003\)](#) (EN).

Age

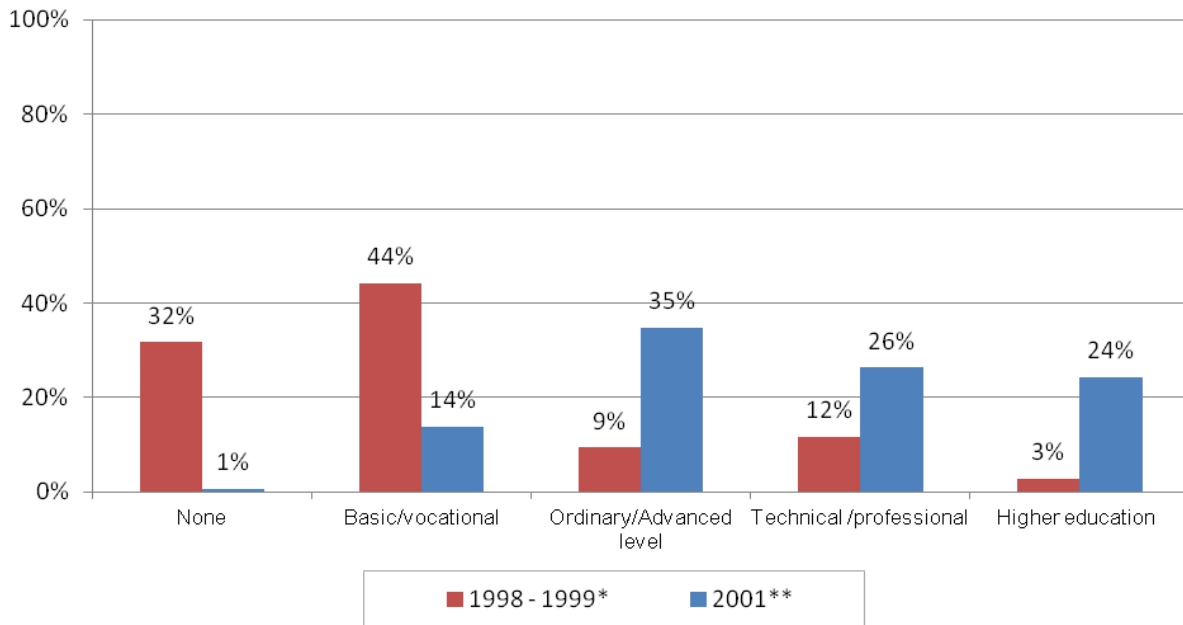


Graph 2.10 displays data on the distribution of 'return' migrants in age groups in 2005 – 2006, quoted from the [GLSS Report of the Fifth Round \(September 2008\)](#).

Level of Education

Graph 2.11 displays data on the level of education of 'return' migrants from two different surveys: The results of the 2001 sample survey conducted by the authors of the [Sussex Centre for Migration Research \(EN\) publication Migration, return and small enterprise development in Ghana: a route out of poverty \(2003\)](#) (EN) and the results of the 1998-1998 [Fourth Ghana Living Standards Survey \(1999\)](#) (EN) differ significantly.

Graph 2.11 - Ghana: Level of Education of 'Return' Migrants According to Different Sources, 1998/99 and 2001



*Ghana Living Standards Survey 1998-1999. Sample Size: 6,000 households

**Survey conducted by the authors of the Sussex Centre for Migration Research: Migration, return and small enterprise development in Ghana: a route out of poverty (2003). Sample Size: 152 respondents

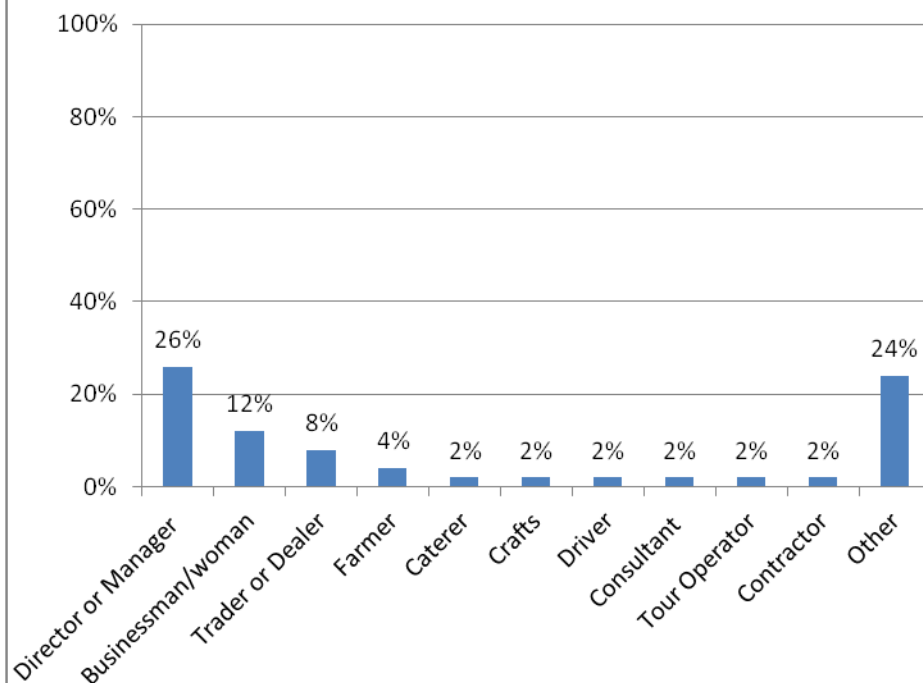
Source: Sussex Centre for Migration Research: Migration, return and small enterprise development in Ghana: a route out of poverty (2003)

N.B: The survey data is based on a sample of 152 respondents who were interviewed using a snowball technique

Business Area/Sector of Activity/Professional Position

Graph 2.12 displays data gathered in a 2001 sample survey by the authors of the report [Migration, return and small enterprise development in Ghana: a route out of poverty \(2003\)](#) (EN).

Graph 2.12 - Ghana: Job Description Reported by Selfemployed 'Return' Migrants After 'Return', 2001



Source: Sussex Centre for Migration Research: Migration, return and small enterprise development in Ghana: a route out of poverty (2003)

N.B: The survey data is based on a sample of 152 respondents who were interviewed using a snowball technique

3 TRANSNATIONAL LIFE OF MIGRANTS

3.1 NATIONAL LEGISLATION AND POLICY FRAMEWORK ON THE TRANSNATIONAL LIFE OF MIGRANTS

Table 3.1 – Ghana: Legislations and Policy Frameworks with Regard to the Transnational Life of Migrants	
Legislation	Description
The Constitution of the Republic of Ghana of 1992 (EN)	Article 21(1)(g) of the Constitution states that ‘All persons shall have the right to freedom of movement which means the right to move freely in Ghana, the right to leave and to enter Ghana and immunity from expulsion from Ghana’
CITIZENSHIP ACT, 2000 (ACT 591) (EN)	Section 16 (1): ‘A citizen of Ghana may hold the citizenship of any other country in addition to his citizenship of Ghana’ Holders of dual citizenship are excluded from offices listed in Section 16 (2)
Representation of the People (Amendment) Act 669 (EN)	The Act allows Ghanaians resident abroad to register to vote in public elections and referenda, under the circumstances prescribed by the law. Institutional arrangements required for the implementation of this provision, however, are yet to be put in place, according to the Centre for Migration Studies (EN) of the University of Ghana (EN) publication ‘Migration and Mobility in Ghana’.
Source: Final Report (2010) (AR, EN, FR) of the Joint ICMPD-IOM Project: Linking Emigrant Communities for More Development – Inventory of Institutional Capacities and Practices (EN), Centre for Migration Studies (EN) of the University of Ghana (EN) publication ‘Migration and Mobility in Ghana’	

3.2 INVOLVMENT OF MIGRANT ORGANISATIONS IN THEIR COUNTRY OF ORIGIN

The EC-funded project European-wide African Diaspora Platform for Development (EADPD) will produce a **Comprehensive Database on African Migrant Organisations**, which will provide information on the African migrant organisations in EU MS and Switzerland working in the field of migration and development, as well as on their activities and funding sources. As soon as the findings are available, they will be fed into this section.

In addition, there are research projects and case studies with a special focus on transnationalism of Ghanaian emigrants as well as the involvement of Ghanaian migrant organisations in Ghana. These include, *inter alia*:

- The GTZ report [The Ghanaian Diaspora in Germany \(2009\)](#) (EN) provides information on Ghanaian migrant organisations in Germany and their contribution to development in Ghana;
- The Institute for the Study of International Migration and Inter-American Dialogue report [Diasporas, Development and Transnational integration: Ghanaians in the U.S., U.K. and Germany \(2005\)](#) provides information on diasporas, migration, development, transnationalism, and remittances of the Ghanaian Diaspora in the US, UK and Germany;
- The [Ghana TransNet Project](#) (EN) provides information on how transnational networks affect local economies in Ghana and the Netherlands in several publications that can be downloaded [here](#) (EN); and
- The research project [African Perspectives on Human Mobility](#) (EN) produced a case study on the links between trade, mobility, and migration from a historical perspective, with special consideration of the role of transnationalism in the livelihoods of these traders. The research outputs can be retrieved here:
 1. [Ghana country paper \(2008\)](#) (EN);
 2. [Preliminary Field Report - Changing Mobility Patterns and Livelihood Dynamics in Africa: The Case of Transnational Ghanaian Traders \(2010\)](#) (EN); and
 3. [Changing Mobility Patterns and Livelihood Dynamics in Africa: The Case of Transnational Ghanaian Traders \(2011\)](#) (EN).

4 FINANCIAL REMITTANCES TRANSFERS AND MIGRANTS' INVESTMENTS

4.1 National Legislation on Economic Incentives for Migrants

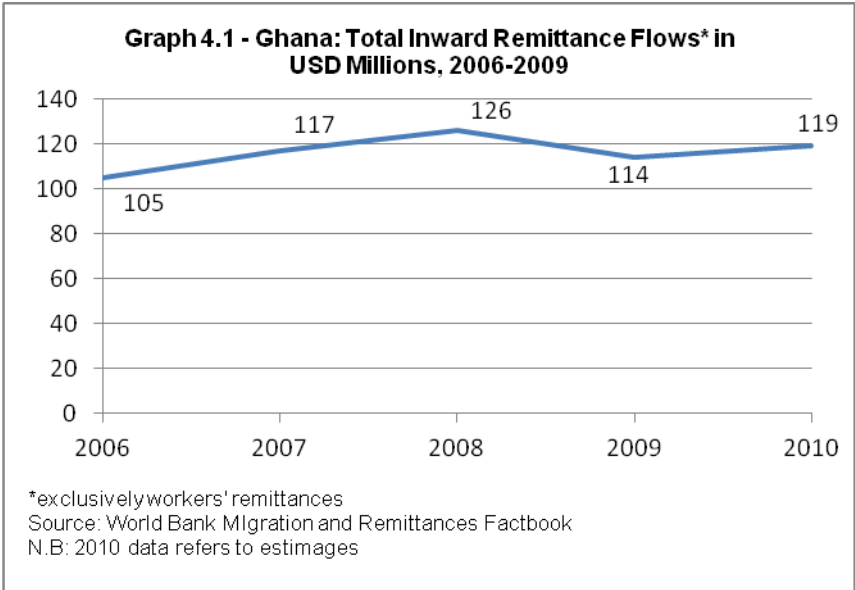
The Ghanaian government recognizes the positive impact of remittances. At the same time, the efforts to maximize benefits and minimize costs of migration have been limited so far, according to the [University of Ghana](#) (EN) [Centre for Migration Studies](#) (EN) publication 'Legal and Institutional Dimensions of Migration in Ghana (2010)'. However, the [Ghana Investment Act](#) (EN) makes reference to financial remittances, as set out in table 4.1

Table 4.1 – Ghana: Legislation Incorporating Incentives Aimed to Encourage the Transfer of Financial Resources	
Legislation	Description
Ghana Investment Act (EN)	Art. 32 of the Act states that <i>'There shall be provided to expatriate personnel employed or engaged in an enterprise to which this Act is applicable, banking facilities through authorised dealer banks for making remittances abroad except that such remittances shall not exceed the total official wage of the expatriate personnel.'</i>

4.2 FINANCIAL REMITTANCES DATA: INFLOWS, CHARACTERISTICS AND IMPACT

4.2.1 Financial Remittances Inflows

Financial remittances constitute approximately 10% of household incomes in Ghana, according to the



[Ghana Living Standards Survey 2008](#) (EN). In 2008, remittances inflows amounted to USD 1.8 billion, according to the [Bank of Ghana](#) (EN), quoted in the [World Bank](#) ([AR](#), [EN](#), [FR](#)) publication [Remittances Markets in Africa](#) (EN). This data is higher than [World Bank](#) ([AR](#), [EN](#), [FR](#)) [Migration and Remittances Factbook \(2011\)](#) (EN) estimates on remittances inflows (defined as the sum of

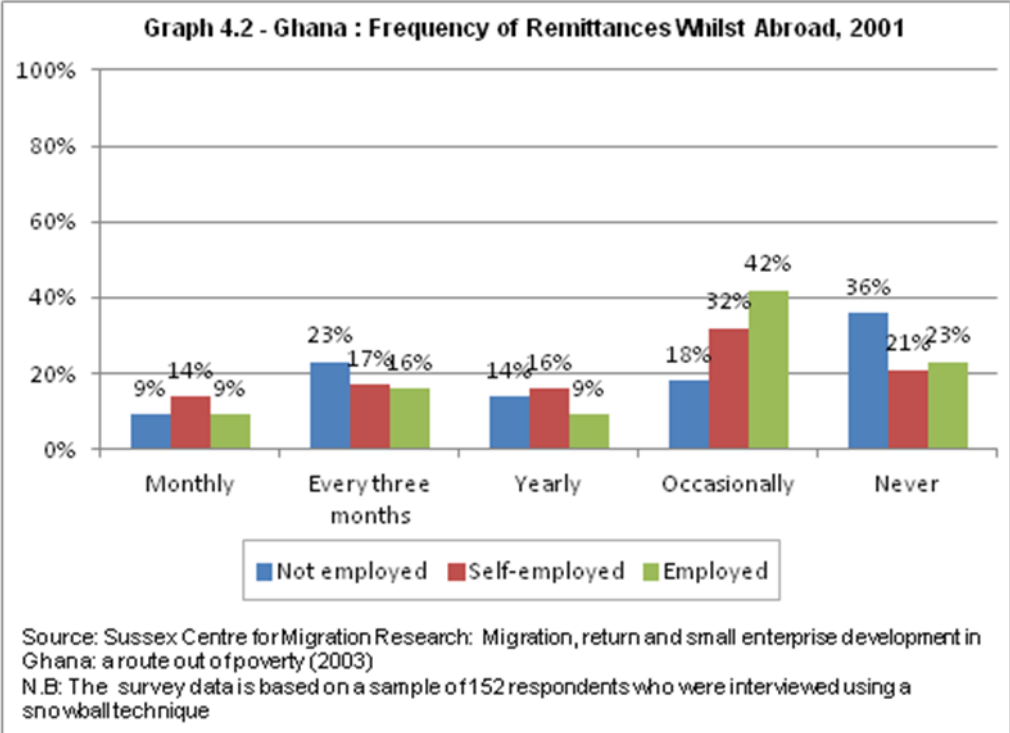
workers' remittances, compensation of employees, and migrant transfers) for the same year (graph 4.1).

The Relative Size of Remittances Inflows

Table 4.2 – Ghana: Estimates on the Relative Size of Financial Remittances Inflows	
Inflows total	USD 117 million
As % of GDP	0.8%
As % of net ODA receipts	10.2%
Ratio of workers' remittances to FDI	0.1%
Source: UNDP (EN, FR) Human Development Report (HDR) 2009 (AR, EN, FR)	

Amount/Frequency of Remittances Inflows to Ghana

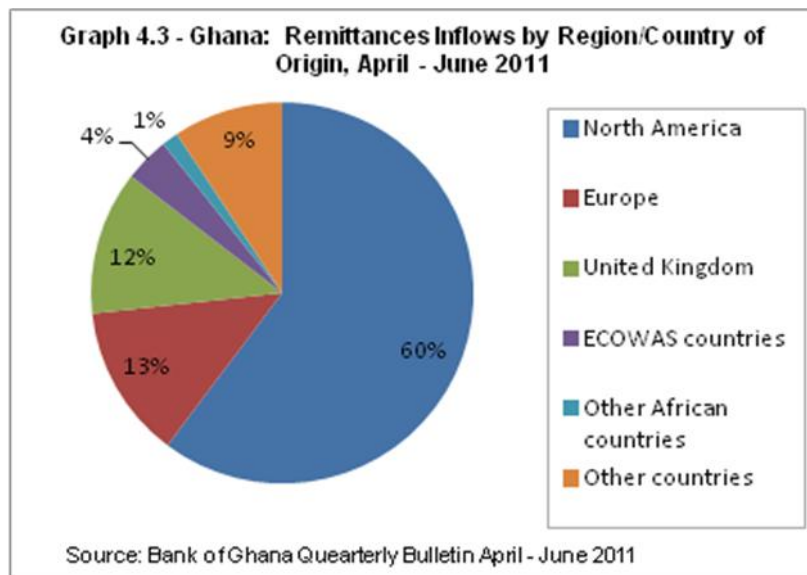
Approximately a third of the remittances are received on a monthly basis, according to the [Ghana Living Standards Survey 2008](#) (EN).



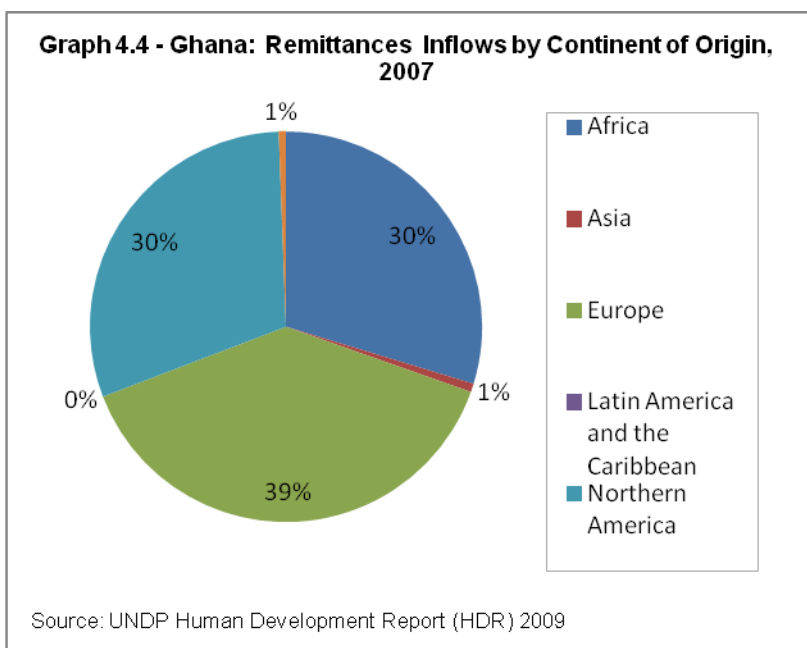
A sample survey conducted in 2001 by the authors of the report [Migration, return and small enterprise development in Ghana: a route out of poverty \(2003\)](#) provides more detailed data on the frequency of remittances (graph 4.2).

An additional source that provides information on remittances and that can be consulted for further information is the [RemittancesGateway](#) (EN) [Country Profile](#) (EN) on Ghana. The [RemittancesGateway Flyer](#) (EN) provides an overview on the types of information that can be found on the website.

4.2.2 Main Countries of Origin of Financial Remittances

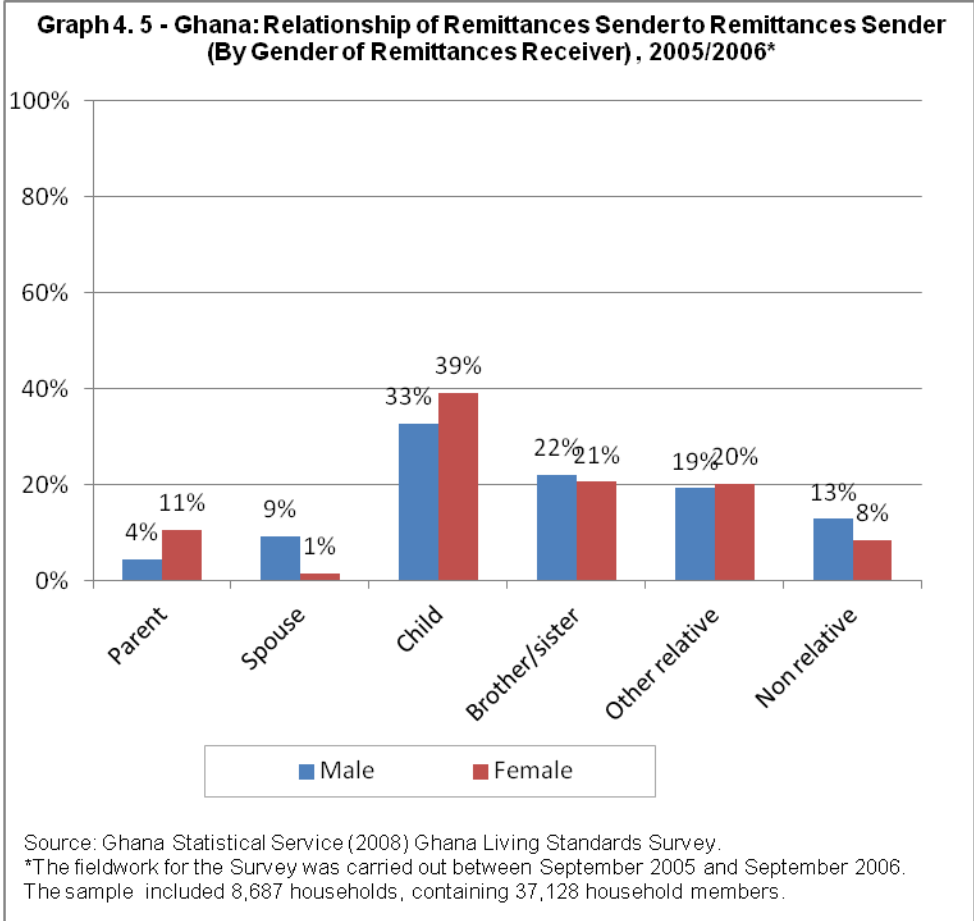


Graph 4.3 shows that North America is the most significant remittances sending region to Ghana, according to data provided in the [Bank of Ghana \(EN\) Quarterly Bulletin April-June 2011 \(EN\)](#).



Graph 4.4 shows that in 2007 Europe was the most important sending continent for remittances in Ghana, closely followed by Africa and Northern America, according to data for the year 2007 provided by the [UNDP \(EN, FR\) Human Development Report \(HDR\) 2009 \(AR, EN, FR\)](#).

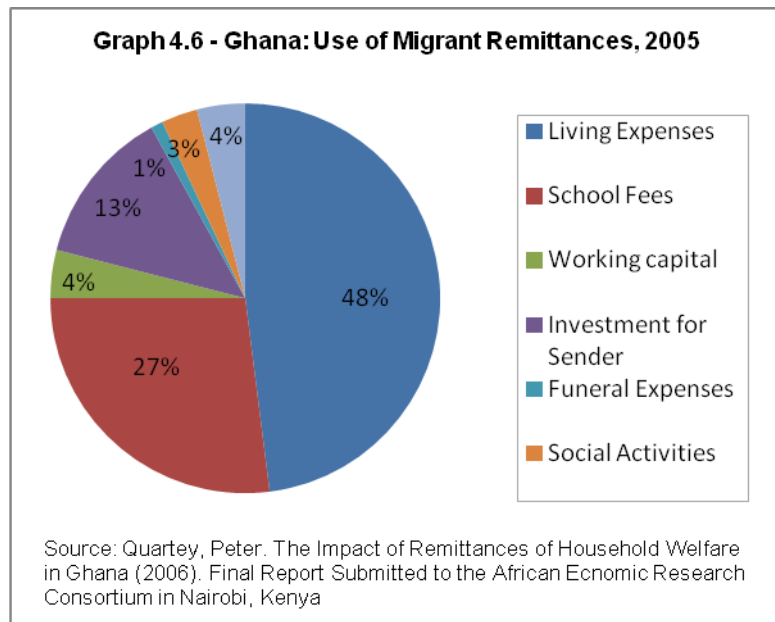
4.2.3 Characteristics of Financial Remittances Recipients



No data on the gender, age, level of education, and business area/sector of activity/professional position of remittances recipients could be collected at this stage. However, data on the relationship of remittances senders and remittances receivers was available from the [Ghana Living Standards Survey 2008](#) (EN) (graph 4.5). It shows that a high proportion of remittances are

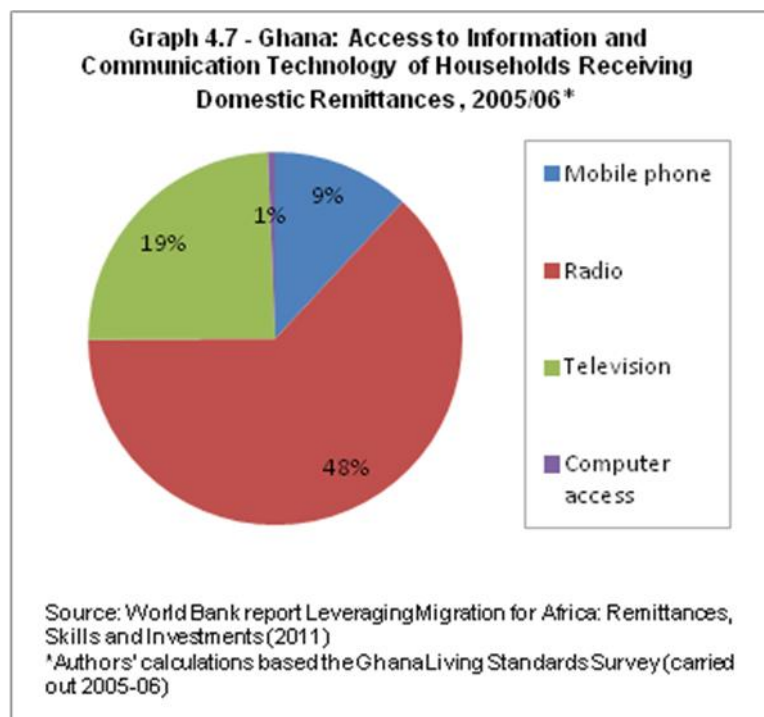
received by children, with female children being more likely to receive remittances than male children.

4.2.4 Use of Financial Remittances Inflows



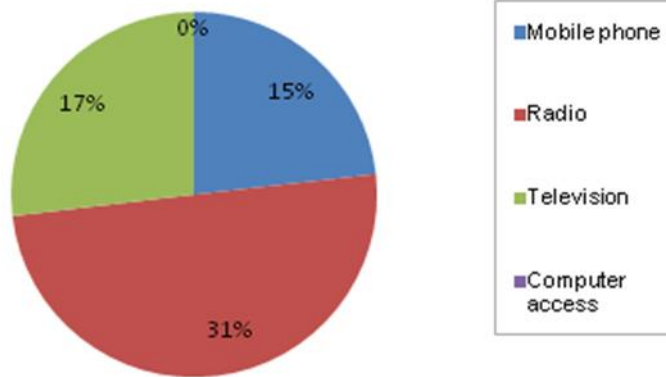
Graph 4.6 shows that in 2005 the biggest share of remittances was used to cover general living expenses and thereafter to cover school fees, according to data gathered by Peter Quartey in Accra, published in [The Impact of Remittances of Household Welfare in Ghana \(2006\)](#). Final Report Submitted to the African Economic Research Consortium in Nairobi, Kenya (2006) (EN).

4.2.5 Impact of Financial Remittances



Graphs 4.7 - 4.10 provide information on the household's access to information and communication technology according to remittances status, based on data quoted from the World Bank (AR, EN, FR) report [Leveraging Migration for Africa: Remittances, Skills and Investments](#) (EN).

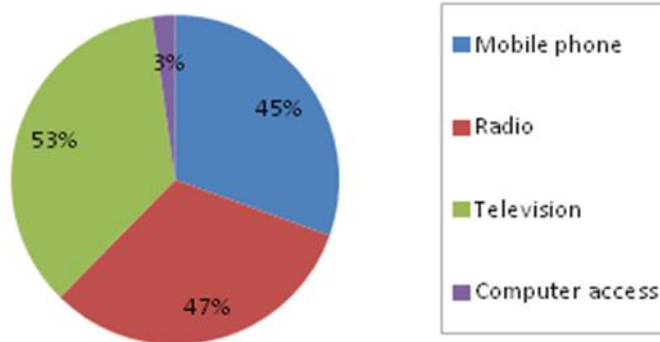
Graph 4.8 - Ghana: Access to Information and Communication Technology of Households Receiving Remittances from Within Africa, 2005/06*



Source: World Bank report Leveraging Migration for Africa: Remittances, Skills and Investments (2011)

* Authors' calculations based the Ghana Living Standards Survey (carried out 2005-06)

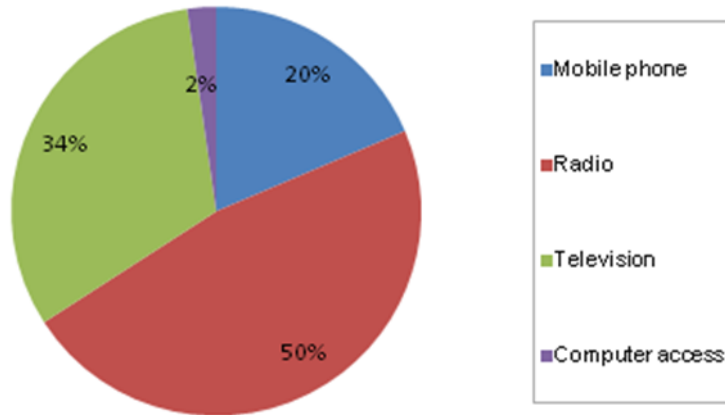
Graph 4.9 - Ghana: Access to Information and Communication Technology of Households Receiving Remittances from Outside Africa, 2005/06*



Source: World Bank report Leveraging Migration for Africa: Remittances, Skills and Investments (2011)

* Authors' calculations based the Ghana Living Standards Survey (carried out 2005-06)

Graph 4.10 - Ghana: Access to Information and Communication Technology of Households Receiving No Remittances, 2005/06*

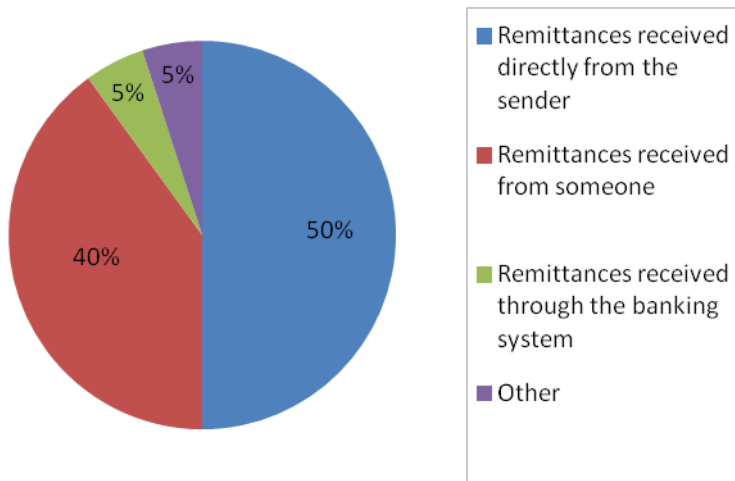


Source: World Bank report Leveraging Migration for Africa: Remittances, Skills and Investments (2011)

* Authors' calculations based the Ghana Living Standards Survey (carried out 005-06)

4.3 MIGRANT FINANCIAL REMITTANCES MARKETPLACE: CHANNELS AND COSTS

Graph 4.11 - Ghana: Mode of Remittances Transfers to Ghana, 2005/2006*



Source: Ghana Statistical Service (2008) Ghana Living Standards Survey.

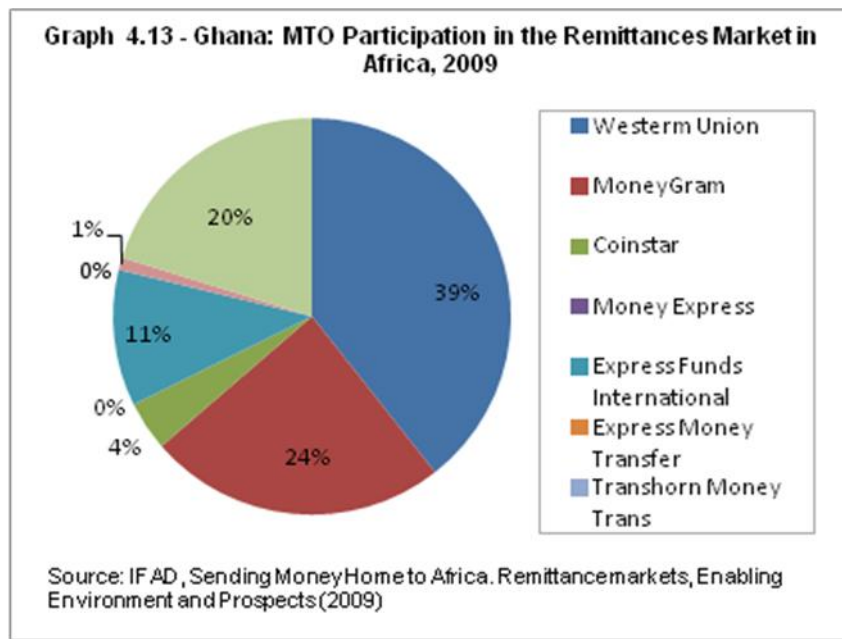
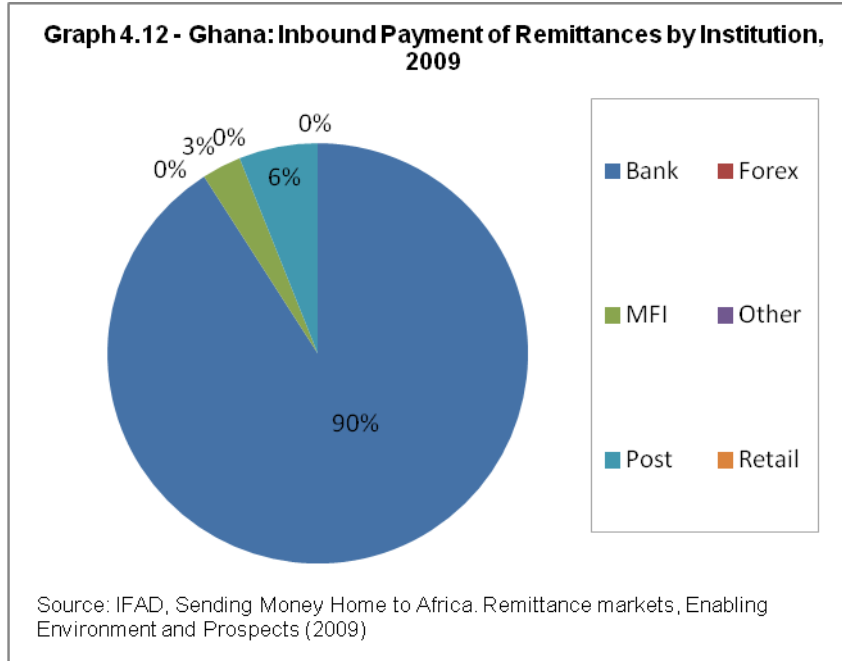
*The fieldwork for the Survey was carried out between September 2005 and September 2006. The sample included 8,687 households, containing 37,128 household members.

4.3.1 Mode of Financial Remittances Transfers to Ghana

Graph 4.11 shows that 50% of remittances to Ghana are received directly from the remittances sender, according to data collected in the course of the [Ghana Living Standards Survey 2008](#) (EN).

4.3.2 Financial Remittances Marketplace

Graphs 4.12 and 4.13 display data provided by the [International Fund for Agricultural Development \(IFAD\)](#) (EN) publication [Sending Money Home \(2009\)](#) (EN).



4.3.3 Costs of Money Transfers to Ghana

The following Money Transfer Price Comparison Services allow for queries on the money transfer costs charged by Money Transfer Operators (MTOs) between Ghana and the sending countries covered. In order to query the costs of the respective operators, please click on the service and select MTO and the amount.

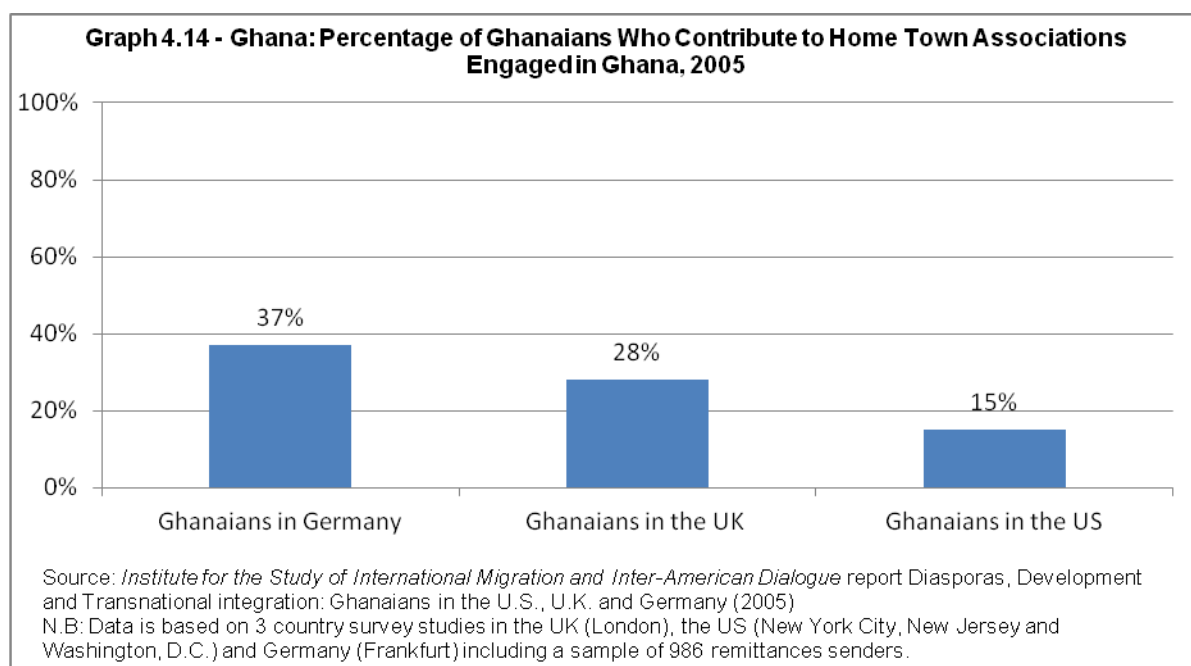
Table 4.3 – Ghana: Money Transfer Price Comparison Services				
Service	Established by	Sending Countries Covered	Amounts Covered	MTOs Covered for Transfers to Ghana
Geldtransfair (DE)	Deutsche Gesellschaft für Technische Zusammenarbeit (GTZ) (now Deutsche Gesellschaft für Internationale Zusammenarbeit (GIZ) (EN))	Germany	Every amount up to a maximum of EUR 12,500 (in EUR)	Germany-Ghana: Voxmoney, www.moneybookers.com, mobilcash, VoiceCash, HypoVereinsbank, Frankfurter Sparkasse, www.afropa.net, Ria Envia, SEB, Sekerbank T.A.S., 1822direkt, Commerzbank, Easy Trans, Hamburger Sparkasse, MoneyGram, Sparkasse KölnBonn, Ziraat Bank International, comdirect bank, Western Union, Frankfurter Volksbank, Volksbank Rhein-Ruhr, Berliner Volksbank, Dresdner Bank, Hamburger Sparkasse, ING DIBA, Deutsche Bank, Stadtparkasse München, Berliner Sparkasse, Sparkasse KölnBonn, HypoVereinsbank, Isbank, Kreissparkasse Köln, ReiseBank, Hamburger Volksbank, Norisbank, Sparkasse Bochum, Sparkasse Duisburg, Sparkasse Essen, VakifBank International, Volksbank Bochum Witten, Volksbank Ruhr Mitte, Münchner Bank, Postbank, Volksbank Köln Nord
Mandasoldiaca (EN, IT)	Diplomazia Economica Italiana (IT) ; Cooperazione Italiana allo Sviluppo (EN)	Italy		Italy-Ghana: Western Union, Coinstar, MoneyGram, Poste Italiane – MoneyGram, Ria, Banca Popolare di Novara - Gruppo Banco Popolare, UniCredit S.p.A., Agenzia TU - UniCredit S.p.A. - Conto TU,

				Banca Monte dei Paschi di Siena, Banca Monte dei Paschi di Siena - Conto Paschi Senza Frontiere, Banca di Credito Cooperativo di Roma, Banca di Credito Cooperativo di Roma - Bonifico Friendly, Banca di Credito Cooperativo di Roma - Conto InItaly, Banca Popolare di Milano - Gruppo Bipemme, Intesa Sanpaolo - Gruppo Intesa Sanpaolo, Banca Popolare di Bergamo - Gruppo UBI Banca, Poste Italiane – Vaglia, Bnl - Gruppo Bnp Paribas, Bnl - Gruppo Bnp Paribas
Moneymove (EN)	Developing Markets Associates Ltd.	United Kingdom	£100 £250	Bnl - Gruppo Bnp Paribas, Bnl - Gruppo Bnp Paribas, Bnl - Gruppo Bnp Paribas, Coinstar Money Transfer, Coinstar Money Transfer, Money Remittance Worldwide, Ria Envia, MoneyGram, Ezremit, Western Union (Instant service), Chequepoint, LCC, World Link Finance, Express Global Finance, Moneybookers, Abbey, White Eagle ((PayPoint) Fee includes card load and withdrawal fees), White Eagle ((Payroll) Fee includes card load and withdrawal fees), White Eagle ((Payroll) Fee includes card load and withdrawal fees), Alliance & Leicester, Co-operative Bank, Nationwide Building Society, Smile, Barclays, Barclays, Lloyds TSB, Lloyds TSB, Royal Bank of Scotland, HBOS (Halifax)
Remittances Prices World-wide (EN)	World Bank (AR , EN , FR)	Canada, Germany, Netherlands, the United Kingdom and the United States	USD 200 USD 500	MTOs covered vary depending on the country combination between the sending countries and the receiving countries available for the respective Country corridor (EN) and can be queried here (EN).

Send Money Home (EN)	UK Government's Department for International Development (EN)	Covers combinations of 91 sending and 125 receiving countries (access drop-down menu here (EN))	Every amount (in sending country currencies)	MTOs covered vary depending on the country combination chosen between 91 sending countries and 125 receiving countries and can be queried here (EN).
NB: This list is not exhaustive				

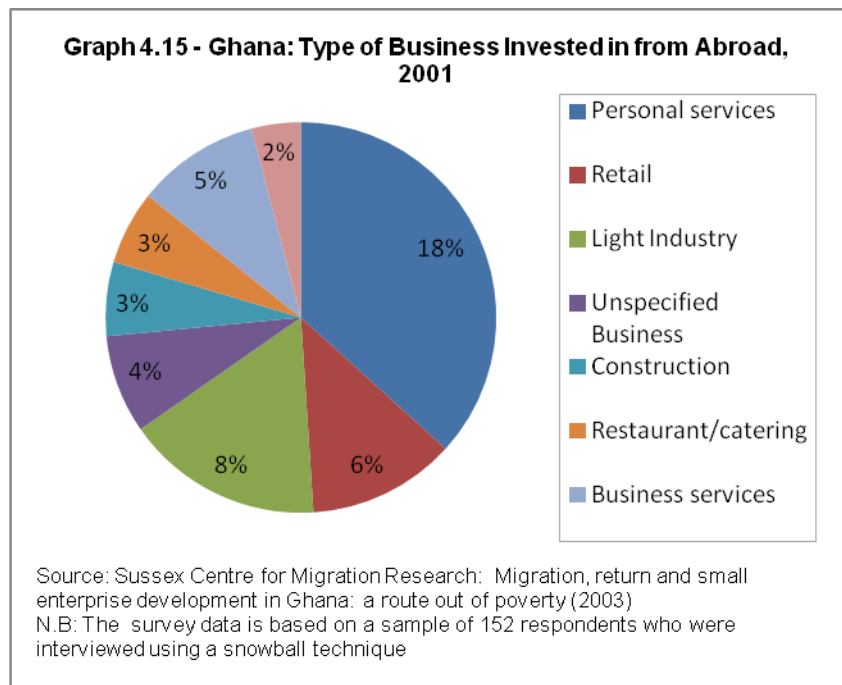
4.4 COLLECTIVE FINANCIAL REMITTANCES AND DONATIONS

No national data on collective financial remittances and donations could be collected at this stage. Data on donations to home town associations is available from a case study covering the host countries Germany, the UK, and the US, published in the [Institute for the Study of International Migration and Inter-American Dialogue](#) report [Diasporas, Development and Transnational integration: Ghanaians in the U.S., U.K. and Germany \(2005\)](#) (EN) (graph 4.14).



4.5 MIGRANT CAPITAL INVESTMENTS AND ENTREPRENEURSHIP

4.5.1 Enterprises Started/Jobs Created by Ghanaian Nationals Abroad in Ghana



Graph 4.15 displays data gathered in a 2001 sample survey by the authors of the report [Migration, return and small enterprise development in Ghana: a route out of poverty \(2003\)](#) (EN).

4.5.2 Investment Volume of Ghanaian Nationals Abroad in Ghana

No data on the investment volume of Ghanaian nationals abroad in Ghana could be collected at this stage.

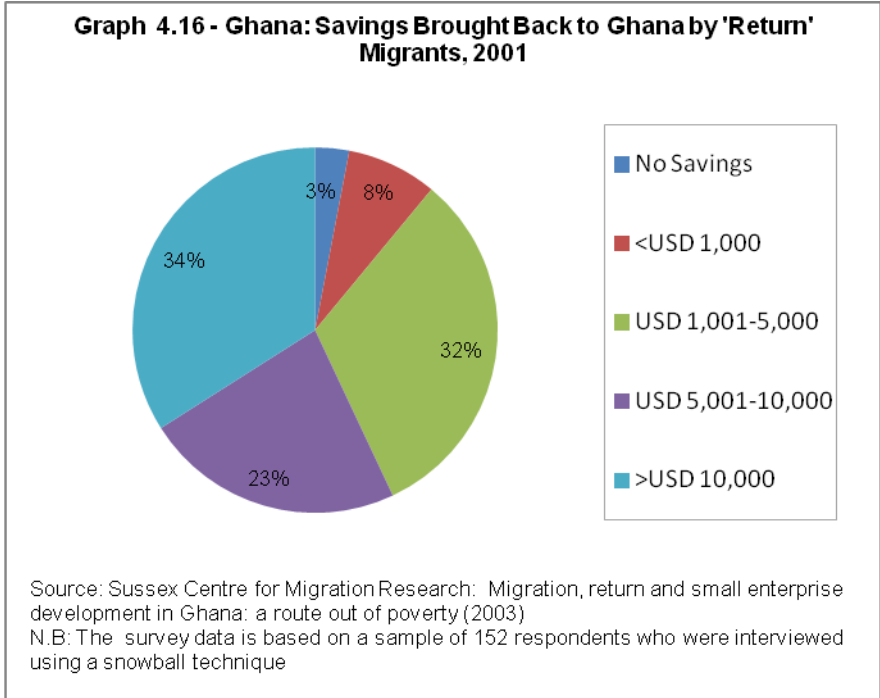
4.5.3 Financial Capacities of Ghanaian Nationals Abroad in Ghana

Table 4.4 – Ghana: Preliminary Estimates on Savings of Emigrant Communities, 2009

Stock of Emigrant Communities (mil.)	Emigrant Communities' Savings estimates (USD bil.)	Emigrant Communities' Savings of GDP	Emigrant Communities' savings of domestic saving
0.8	2	7%	85%

Source: World Bank ([AR](#), [EN](#), [FR](#)) publication [Migration and Development Brief 14: Preliminary Estimates of Diaspora Savings \(2011\)](#) (EN)

N.B: Calculations of the authors of the publication, using the World Bank’s Migration and Remittances Factbook 2011 and World Development Indicators. For more detailed information on the methodology please refer to the [Migration and Development Brief 14](#) (EN)



The results of a sample survey conducted in 2001 and published in the report [Migration, return and small enterprise development in Ghana: a route out of poverty \(2003\)](#) (EN), provide data on the amount of savings brought back by 'return' migrants (graph 4.16).

4.5.4 Diaspora Bonds

According to the website of the [Ministry of Finance and Economic Planning](#) (EN), a

Golden Jubilee Savings Bond has been launched to facilitate investments in infrastructure projects of Ghanaians both in the country and abroad.

5 'RETURN' MIGRATION AND REINTEGRATION

5.1 NATIONAL PROGRAMMES ON 'RETURN' MIGRATION AND REINTEGRATION

No information on national programmes on 'return' migration and reintegration could be collected at this stage.

5.2 IMPACT OF 'RETURN' MIGRATION

The following [Sussex Centre for Migration Research](#) (EN) publications, *inter alia*, deal with the impact of return migration:

- [Return Migration and Entrepreneurship in Ghana and Côte d'Ivoire: The Role of Capital Transfers \(2009\)](#) (EN);
- [Migration, Legal Status and Poverty: Evidence of Return to Ghana \(2007\)](#) (EN); and
- [Migration, return and small enterprise development in Ghana: a route out of poverty \(2003\)](#) (EN).

6 MIGRATION AND DEVELOPMENT: ACTORS AND INITIATIVES

6.1 LINKAGES BETWEEN MIGRATION AND DEVELOPMENT IN NATIONAL POLICIES

The development policy frameworks pointed out in table 6.1 make reference to migration with respect to their potential impact on development.

Title of Policy Document	Relevant Provisions
The coordinated programme of economic and social development policies 2010 – 2016 (EN)	It states that “[w]hile Government will provide committed leadership in ensuring the implementation of this Programme, the achievement of the objectives depends on the collective effort of all Ghanaians, both at home and in the Diaspora. ”
The Growth and Poverty Reduction Strategy (GPRS II) (2006 – 2009) (EN)	It states that “ Given the growing importance of foreign remittances in the Ghanaian economy, policies aimed at reducing the cost of remittances (both implicit and explicit) as well as those aimed at channelling remittances through the formal sector will be pursued.”
The Ghana Shared Growth and Development Agenda (GSGDA) 2010-13 (EN)	Under the chapter ‘Transparent and Accountable Governance’ the GSGDA aims at ‘Managing Migration for National Development’, by ‘minimizing the negative impact and optimizing the potential impact of migration’.
The Ghana Industrial Policy (EN)	It states that “[g]overnment will encourage public research institutions to harness the S&T capabilities of the Ghanaian diaspora. ”
National Population Policy of Ghana, as revised in 1994 (EN)	It states that “[l]aws and other procedural rules governing immigration and emigration shall be periodically reviewed and updated to insure [...] that the migration flows do not adversely affect the nation’s manpower and other developmental needs. ” Furthermore, “[t]he government will cooperate, negotiate and liaise with other national governments and international agencies to ensure that the lives, properties and rights of its nationals who travel to reside or work in other countries, whether temporary or permanently, are fully protected in accordance with laws, norms and conventions of international practice. ”

N.B: This list is not exhaustive

In addition, a migration policy is currently in the drafting process, supported by the European Union and the [International Organization for Migration \(IOM\)](#) (EN).

6.2 RELEVANT BILATERAL AGREEMENTS AND OTHER FRAMEWORKS OF COOPERATION

Relevant Bilateral Agreements

Table 6.2 - Ghana: Bilateral Agreements on Labour Migration, Social Security, and Co-Development		
Labour Migration Agreements	Social Security Agreements	Co-Development Agreements
<ul style="list-style-type: none"> Italy* Spain* Cuba* Libya* 	n/a	n/a

N.B: This list is not exhaustive
 * Source: [Final report \(2010\) \(AR, EN, FR\)](#) of the [Joint ICMPD-IOM Project: Linking Emigrant Communities for More Development – Inventory of Institutional Capacities and Practices](#) (EN)

Free Movement Areas

Ghana is a member of the regional organisations with legal/policy frameworks relevant to the free movement of persons listed in table 6.3.

Table 6.3 – Ghana: Regional Frameworks of Cooperation on Free Movement of Persons		
<u>Economic Community Of West African States (ECOWAS) (EN, FR)</u>		
Member States	Legal/Policy Framework on Free Movement of Persons	Status of Implementation
<ul style="list-style-type: none"> Benin Burkina Faso Cape Verde Côte d’Ivoire Ghana Gambia Guinea Guinea Bissau Liberia Niger Nigeria Mali Senegal Sierra Leone Togo 	<p>As pointed out in Art. 2 of the Protocol A/P.1/5/79 Relating to Free Movement of Persons, Residence and Establishment (EN) and the Supplementary Protocol A/SP.1/7/85 on the Code of Conduct for the Implementation of the Protocol on Free Movement of Persons, the Right of Residence and Establishment (EN), the right of community citizens to enter, reside, and establish in the territory of Member States shall be accomplished in three phases, namely:</p> <ol style="list-style-type: none"> 1. Right of Entry and Abolition of Visa 2. Right of Residence (see Supplementary Protocol A/SP.1/7/86 (EN)) 3. Right of Establishment (see Supplementary Protocol A/SP.2/5/90 (EN)) 	<p>According to the University of Ghana (EN) Centre for Migration Studies (EN) publication ‘Legal and Institutional Dimensions of Migration in Ghana 2010’, unfettered rights of residence and establishment, as foreseen in the 2nd and 3rd implementation phase of the Protocol, have not yet been implemented due to several challenges including, <i>inter alia</i>:</p> <ul style="list-style-type: none"> • Lack of harmonization of national laws and policies on migration • Inadequate infrastructure • Political instability • Weak institutional framework at national and supranational level • Border checks, harassment, and

		extortion of monies from travelers by security personnel <ul style="list-style-type: none"> • Mass expulsion of nationals from Member States that occurred in the past • Multiple memberships and overlapping interests of Member States in other groups
--	--	--

Development Cooperation

As shown in the [OECD Development Database on Official Development Assistance](#) (EN), the following Development Assistance Committee Members and Multilateral organisations have provided Official Development Assistance (ODA) to Ghana in 2009 (table 6.4).

Table 6.4 - Ghana: Official Development Assistance by Development Assistance Committee (DAC) Members and Multilateral Organisations		
DAC Members	Multilateral Organisations	
<ul style="list-style-type: none"> • Canada • Netherlands • Denmark • Japan • Spain • Belgium • Germany • Korea • Norway • Ireland • Austria • France 	<ul style="list-style-type: none"> • United States • United Kingdom • Switzerland • Sweden • Italy • Australia • Luxembourg • Finland • New Zealand • Greece 	<ul style="list-style-type: none"> • United Children’s Fund (UNICEF) (AR, EN, FR) • Global Fund to Fight Aids, Tuberculosis and Malaria (AR, EN, FR) • United Nations Development Programme (UNDP) (EN, FR) • International Development Association (IDA) (EN, FR) • African Development Bank (EN) • World Food Programme (AR, EN, FR) <ul style="list-style-type: none"> ▪ Global Environment Facility (GEF) (EN) • United Nations Population Fund (UNFPA) (EN, FR) • EU Institutions • GAVI Alliance (EN, FR) • African Development Fund (AfDF) (EN, FR) • UNTA • International Atomic Energy Agency (IAEA) (EN) • United Nations Programme on HIV/AIDS (UNAIDS) (EN, FR) • Arab agencies
N.B: This list is not exhaustive Source: OECD Development Database on Aid (EN), accessed in November 2011		

The website [Aidflows](#) (AR, EN, FR) allows for a visualisation of aid flows to Ghana, as well as data on key development indicators and millennium development goals.

With regard to the Ghana-EU relations, the framework of cooperation is set out in the [Ghana-European Community Country Strategy Paper and National Indicative Programme for the period of 2008 – 2013](#) (EN, FR).

6.3 DESCRIPTION OF MOST RELEVANT NATIONAL MIGRATION AND DEVELOPMENT ACTORS

As pointed out in the [University of Ghana](#) (EN) [Centre for Migration Studies](#) (EN) publication ‘Legal and Institutional Dimensions of Migration in Ghana (2010)’, migration issues are dealt with on an *ad hoc* basis, mainly due to the absence of a national migration policy. National Actors that might be involved in Migration & Development Issues include those pointed out in table 6.5.

Table 6.5 - Ghana: National Actors Active in the Area of Migration and Development	
Ministry/Institution	Involvement with Migration and Development
Ministry of Interior (EN)	<p>The Migration Unit (EN): The Migration Unit coordinates the activities of all governmental institutions whose activities affect or are affected by migration.</p> <p>The Unit, which was set up ‘to contribute to Ghana’s economic and social development by providing key support to government of Ghana’s efforts to better integrate migration into the national developmental framework’, has three (3) main organs namely:</p> <ol style="list-style-type: none"> 1. The Inter- Ministerial Committee 2. The Secretariat 3. The Thematic Working Groups (TWGs)
	<p>Ghana Immigration Service (GIS) (EN): The GIS regulates and monitors the entry, residence, employment, and exit of foreigners and monitors the movement of Ghanaians in and out of the country. Within the GIS, the Migration Management Bureau (MMB) (EN) comprises the Anti-Human Trafficking Desk, the Migration Information Bureaus, and the Refugee Desk</p>
The Ministry of Tourism (MOT) (EN)	<p>In 2009 the former Ministry of Tourism and Diasporan Relations was renamed into Ministry of Tourism, whose mandate has been expanded to include relations with Emigrant Communities.</p> <p>According to the website of the MOT (EN), the Ministry exists to ‘create a conducive and favorable environment for sustainable growth that would ensure</p> <ol style="list-style-type: none"> 1. That the tourism sector achieve a greater contribution to GDP growth through effective and efficient use of appropriate policies, corporate planning, programmes, and projects as well as public-

	<p><i>private partnership</i></p> <p>2. A sustainable relationship with the Diaspora for resource mobilization and investments'</p>
The Ministry of Foreign Affairs and Regional Integration (EN)	<p>The MFA is mandated to '<i>promote and protect the interest of Ghana and its citizens abroad and to enhance Ghana's security and prosperity</i>'. It provides Ghanaians abroad with a number of services, including:</p> <ul style="list-style-type: none"> • Registration in consulates' records • Recording of civil events (i.e. birth, death, marriage, divorce) • Renewal of passports • Information on Dual Citizenship Applications • Authentication of formal documents • Providing news and information on activities organised in Ghana and/or the respective destination country addressing Ghanaians living abroad*
The Ministry of Employment and Social Affairs (EN)	<p>The Technical Working Group (TWG) and Inter-Ministerial Working Group (IMWG) on Labour Migration have been established within the Ministry for the formulation of a labour migration policy, involving further national institutions, including the Ministry of Interior (EN) and the Ministry of Foreign Affairs and Regional Integration (EN) *</p>
The Ministry of Trade and Industry (MOTI) (EN)	<p>The Ministry provides incentives in order to promote investment in trade and industry and encourage emigrant communities to be involved in business investment related activities etc. *</p>
The Ministry of Health (EN)	<p>Mobilises Ghanaian health professionals abroad to strengthen the national health system and alter outflow of skilled persons in the health sector into inflow of knowledge through knowledge transfer and return of Ghanaian health professionals*</p>
Special Office of the President - Ghana Investment Promotion Centre (EN) - Non-Resident Ghanaian Secretariat	<p>Mobilises the Ghanaian emigrant community for investment and business creation in Ghana through cooperation with emigrant communities associations and other relevant institutions.* The Centre has been working on 'Non-Residents Ghanaian Policy' and has engaged in data collection on Ghanaian professionals abroad**</p>
The Ministry of Finance and Economic Planning (EN)	<p>The Ministry has held, <i>inter alia</i>, a National consultative forum on migration, remittances and development (EN)</p>
The National Population Council (NPS) of Ghana (EN)	<p>The NPC is the highest advisory body to the Government of Ghana on all population issues. The NPC Secretariat acts as a focal point with regard to the formulation and management of population programmes and activities and facilitates, monitors, coordinates, and evaluates the implementation of the policy and programmes. The National Population Policy (Revised Edition, 1994) (EN) makes reference to internal and international migration</p>
The National Development Planning Commission (NDPC) (EN)	<p>The NDPC has been established '<i>to advise the President of the Republic of Ghana (and Parliament upon request) on development policy and strategy, to prepare and ensure the effective implementation of approved</i></p>

	<i>national development plans and strategies, and coordinate economic and social activities country-wide in a manner that will ensure accelerated and sustainable development of the country and improvement in the standard of living for all Ghanaians</i> , according to the NDPC's website (EN). It also gives recommendations on development and socio-economic issues, including migration, as pointed out in the Centre for Migration Studies (EN) of the University of Ghana (EN) publication 'Migration and Mobility in Ghana'.
The Bank of Ghana (EN)	The Bank of Ghana collects data on remittances
N.B: This list is not exhaustive Source: *Final Report (2010) (AR , EN , FR) of the Joint ICMPD-IOM Project: Linking Emigrant Communities for More Development – Inventory of Institutional Capacities and Practices (EN), ** Centre for Migration Studies (EN) of the University of Ghana (EN) publication 'Migration and Mobility in Ghana'.	

Furthermore, the following international organisations are involved with issues relevant for Migration and Development in Ghana:

- The [International Organization for Migration \(IOM\)](#) (EN);
- The [International Labour Organization \(ILO\)](#) (EN);
- [UNDP in Ghana](#) (EN); and
- [UNFPA in Ghana](#) (EN).

Another relevant stakeholder is the [Delegation of the European Union to the Republic of Ghana](#) (EN): The [Ghana-European Community Country Strategy Paper and National Indicative Programme for the period of 2008 – 2013](#) ([EN](#), [FR](#)) sets out the strategic framework of cooperation between Ghana and the EU. It sets out that the EC programme will focus on, *inter alia*, 'supporting links between rural civil society organisations and the Ghanaian diaspora, including the use of matching funds, as a way of leveraging funds and encouraging innovation and entrepreneurship'.

Table 6.6 lists joint chambers of commerce.

Table 6.6 - Ghana: Examples of Joint Chambers of Commerce
<ul style="list-style-type: none"> • Ghana-Botswana Joint Chamber of Commerce • Ghana-South Africa Joint Chamber of Commerce • Ghana-Russia Joint Chamber of Commerce
N.B: This list is not exhaustive

6.4 INITIATIVES RELATED TO THE TRANSNATIONAL LIFE OF MIGRANTS

The following examples of initiatives related to transnational life of migrants have been introduced by national and international institutions (table 6.7).

Table 6.7 – Ghana: Initiatives by National and International Institutions Related to the Transnational Life of Migrants

Agency	Initiative	Cooperation	Aim
Ghana Investment Promotion Centre (GIPC) (EN) *	Organisation of a Homecoming Summit in Accra in 2001	Government of Ghana, multiple national institutions and Ghanaian migrant associations abroad	1) To link the Ghanaian emigrant community with national counterparts 2) To provide recommendations and suggest measures on how to convert outflow of knowledge into inflow of know-how 3) To enhance the contribution of Ghanaian nationals living abroad toward homeland development
Ghana Investment Promotion Centre (GIPC) (EN) *	Establishment of the Non-Resident Ghanaian Secretariat at GIPC	Government of Ghana	To coordinate activities and serve as a centre for programmes and issues involving Ghanaians living abroad, with a view to build on the potential of Ghanaian emigrants' resources for national development
Arcadia social enterprise**	The case of Ghanacoop : from a bilateral agreement to a social contract between migrants communities and the country of origin (EN)	A list of cooperating organisations is accessible here (EN) Donors: JMDI (EN, FR)	To facilitate the co-development and mutual support between local communities in Ghana and Italy, through the operative assistance of Ghanaian diaspora organisations
Ghana Mental Health Educators in the Diasporas (EN)**	Knowledge for Development in Mental Health. Sharing Knowledge for Development: An International Diaspora Volunteering Initiative in Mental Health Education in West Africa (EN)	A list of cooperating organisations is accessible here (EN) Donors: JMDI (EN, FR)	To seek and create opportunities for teaching, learning, service provision, and research related to mental health, raise funds, solicit educational material, and psychotropic drugs for the treatment of people with mental and neurological disorders living, recruit more members in the Diaspora and to coordinate their individual efforts and collaborate with diaspora initiatives and other relevant organizations and institutions

N.B: This list is not exhaustive.

Initiatives related to the transnational life of migrants in the cultural, health, and sanitary field are not covered in this section.

* Source: Final Report (2010) (AR, EN, FR) of the [Joint ICMPD-IOM Project: Linking Emigrant Communities for More Development – Inventory of Institutional Capacities and Practices](#) (EN),

** Source: [Project Database](#) (EN, FR) of the [EC-UN Joint Migration and Development Initiative \(JMDI\)](#) (EN, FR)

6.5 INITIATIVES RELATED TO FINANCIAL REMITTANCES INFLOWS AND MIGRANTS' INVESTMENTS

The following examples of initiatives related to remittances and migrants' investments have been introduced by national and international institutions (table 6.8).

Agency	Initiative	Cooperation	Aim
Ghana Investment Promotion Centre (GIPC) (EN) *	Missions to main destination countries of Ghanaians abroad (UK, USA, etc.)	Government of Ghana	To attract investment of Ghanaians abroad for job creation, upgrading of skills, improvement of the infrastructure, and social and economic development, etc.
International Organization for Migration (IOM) (EN, FR) *	Migration for Development in Africa (MIDA) (EN) (Jan 2006 - Dec 2007)	Donor: Italian Cooperation (IT)	To enhance the contribution of the Ghanaian emigrant community in Italy in order to: <ul style="list-style-type: none"> - Support the development of regions of origin - Channel remittances towards productive activities favoring connections between the community in regions of origin of emigration and the Ghanaian emigrant community in order to share knowledge and experiences
International Organization for Migration (IOM) (EN, FR) *	Migrant Women for Development in Africa (WMIDA) (EN) (Feb 2008 - Dec 2009)	Donor: Italian Cooperation (IT)	To engage West African women migrants residing in Italy in the development of their countries of origin. <p>The main output of the project was the selection of 12 entrepreneurial project proposals presented by migrant women and their associations in Italy, which received financial support for its implementation. Out of the 12 projects, two projects were implemented in Ghana, focusing on the agricultural sector.</p>
International Organization for Migration (IOM) (EN, FR)	MIDA Ghana Health Project (EN) (April 2008 to March 2012)	Embassy of the Kingdom of the Netherlands in Accra, Ghana (EN)	To contribute to the development of the health sector in Ghana
UNDP in Ghana (EN)*	EC/UN Joint Migration &	UN Country Team in Ghana,	To support small scale actors to contribute to link migration and development in 16

	Development Initiative in Ghana (EN) 2008-2011	Delegation of the EU in Ghana and the Ghanaian Government	selected countries of origin. Priority areas: (i) migrant remittances, (ii) migrant communities, (iii) migrants' capacities, and (iv) migrants' rights.
UNFPA in Ghana (EN) *	Study on Female Cross- Border Migration in Ghana (EN)	<ul style="list-style-type: none"> • IOM (EN) • Ghana Immigration Service (GIS) (EN) • University of Ghana (EN) 	To investigate the causes, challenges and dynamics of Ghanaian female migration and their contribution to the development of their country of origin, and to formulate policy recommendations to enhance their development potential.
DFID (EN)* **	Remittance Country Partnership (RCP)	n/a	<ul style="list-style-type: none"> • To improve pro poor financial access • To reduce costs and barriers • To improve capacity in the financial sector <p>RCPs have been established with Bangladesh, Ghana and Nigeria</p>
<p>N.B: This list is not exhaustive * Source: Final Report (2010) (AR, EN, FR) of the Joint ICMPD-IOM Project: Linking Emigrant Communities for More Development – Inventory of Institutional Capacities and Practices (EN), ** Source: DFID PowerPoint Presentation Development policy needs for data on remittances (EN)</p>			

6.6 INITIATIVES RELATED TO 'RETURN' MIGRATION AND REINTEGRATION

The following examples of initiatives related to 'return' migration and reintegration have been introduced by national and international institutions (table 6.9).

Agency	Initiative	Cooperation	Aim
International Organization for Migration (IOM) (EN, FR) *	The Migration for Development in Africa Ghana Health Project (EN) <ul style="list-style-type: none"> • Phase III (2008-2012) • Phase II: 2005-2008 • Phase I: 2003-2004 	Donor: Dutch Ministry of Foreign Affairs (EN) Implemented by IOM (EN) under the supervision of the Ministry of Health (EN) and in cooperation with the Dutch Embassy in Accra, the Ghanaian Embassy in The Hague, and	<u>Overall objective:</u> To contribute to the development of the health sector in Ghana. <u>Specific objectives:</u> 1) To facilitate the temporary return of Ghanaian health professionals from Netherlands and other European Union countries and their temporary placement in various health institutions in Ghana in order to strengthen

		Ghanaian emigrant community groups in the Netherlands, the United Kingdom, and Germany	national health system 2) To provide Ghanaian local health professionals with internship opportunities in the health sector in the Netherlands and the UK
<p>N.B: This list is not exhaustive</p> <p>* Source: Final Report (2010) (AR, EN, FR) of the Joint ICMPD-IOM Project: Linking Emigrant Communities for More Development – Inventory of Institutional Capacities and Practices (EN).</p>			

7 DATA COLLECTION SYSTEMS

For detailed information on the statistical system of Ghana please refer to

- [Country Profiles of Statistical Systems](#) (EN) of the [United Nations Department of Economic and Social Affairs \(UNDESA\)](#) ([AR](#), [EN](#), [FR](#));
- [Country profiles](#) (EN) of the [World Bank](#) ([AR](#), [EN](#), [FR](#)) [Bulletin Board on Statistical Capacity \(BBSC\)](#) (EN); and
- [Network on Migration Research on Africa](#) (EN) presentation [Nigeria: The Contribution of Research to Policies](#) (EN).

According to the [World Bank](#) ([AR](#), [EN](#), [FR](#)) [Statistical Capacity Indicator](#) (EN), the statistical capacity score of Ghana ranks 51 out of 100.

The report [Migrants Count: Five Steps Toward Better Migration Data](#) ([AR](#), [EN](#), [FR](#)), published by the [Commission on International Migration Data for Development Research and Policy](#) (EN), provides recommendations to remedy the lack of good data on migration and its effects on development.

7.1 DATA ON MIGRATION (INCLUDING 'RETURN' MIGRATION)

Table 7.1 – Ghana: Main National and International Sources			
National Sources			
Agency/ Type of Data Collection	Frequency	Data Provided	Accessibility
Ghana Immigration Service (GIS) Research and Statistics (EN)	Annually (currently available for 2006, 2007, 2008)	Data on arrivals to and departure from Ghana registered by the GIS , according to nationality groupings (Ghanaians, nationals of ECOWAS Member States and other nationals)	Downloadable here (EN)
International Sources			
UN Department of Economic and Social Affairs (UNDESA), Population Division (EN) (2009) Trends in Internat. Migrant Stock: The 2008 Revision (EN)	Five-year intervals	Number of immigrants, number of immigrants as percentage of population, percentage of female immigrants (estimates based on census data, for further information on data sources and the methodology for estimating the international migrant stock please refer to http://esa.un.org/migration/index.asp?panel=4)	Downloadable here (EN)

7.2 DATA ON FINANCIAL REMITTANCES INFLOWS

Table 7.2 – Ghana: Main National and International Sources			
National Sources			
Agency/ Type of Data Collection	Frequency	Data Provided	Accessibility
Bank of Ghana (EN)	Banks have been requested by the Central Bank to collect data on remittances flows only in 2006, according to the World Bank (AR, EN, FR) and African Development Bank (EN, FR) (2011) publication Remittance Markets in Africa: country Report on Kenya (EN)	n/a	n/a
International Sources			
World Bank (AR, EN, FR) Migration and Remittances Factbook (EN)	The Factbook is published every 2-3 years and updated twice a year	Estimates on remittances inflows (defined as workers' remittances, compensation of employees, and migrant transfers) based on the International Monetary Fund (AR, EN, FR) Balance of Payments Statistics (EN). Information on the methodology applied is accessible here (EN).	Downloadable here (EN)